

COSMOS MISSIONS 101



Introduction:

Welcome to COSMOS MISSIONS 101

This is guide to Caldari Cosmos missions in Eve Online. In this guide you will find details on how to complete each and everyone of them. You will be able to see screenshots of how the Pockets look like in the cosmos missions, hints and tips to complete them fast, and screenshots of the reward section.

Not only do you get help on how to finish them, but their all sorted in a completion order, so you will get the most out of your time. The reason for an order is that many missions lead to another without telling you, so you have no way of knowing where to go next. This guide will solve this for you and as you get trough the missions you will see that some of these missions hold BILLIONS of ISK in reward.

Most of all these missions can be completed in safe areas known as High-Sec. So do not hesitate by going out there and get rich.

Complete the missions in following order as this page shows, you can etc. just start from level 3 or level 4 if you wish to get a hold of the ISK fast. Another bonus is that when you finished these you will be able to get the 2x Run Caldari Navy (Hookbill, Caracal, and Raven) Blueprints or very close 😊

Enjoy

Index

Cosmos Missions Level 1

Mission 1 – Page 5
Mission 2 – Page 8
Mission 3 – Page 12
Mission 4 – Page 16

Cosmos Missions Level 2

Mission 1 – Page 19
Mission 2 – Page 23
Mission 3 – Page 28
Mission 4 – Page 34
Mission 5 – Page 39
Mission 6 – Page 44
Mission 7 – Page 48
Mission 8 – Page 53

Cosmos Missions Level 3

Mission 1 – Page 57
Mission 2 – Page 62
Mission 3 – Page 68
Mission 4 – Page 73
Mission 5 – Page 79
Mission 6 – Page 85
Mission 7 – Page 91
Mission 8 – Page 95
Mission 9 – Page 99
Mission 10 – Page 103
Mission 11 – Page 108
Mission 12 – Page 114
Mission 13 – Page 122
Mission 14 – Page 127
Mission 15 – Page 131

Index

Cosmos Missions Level 4

Mission 1 – Page 137

Mission 2 – Page 143

Mission 3 – Page 147

Mission 4 – Page 152

Cosmos Missions Caldari Navy Blueprints

Caldari Navy Hookbill – 2 Run – Page 159

Caracal Navy Issue – 2 Run – Page 161

Raven Navy Issue – 2 Run – Page 163

Special Non-Caldari Cosmos Missions

This mission Offers GREAT Rewards but are Amarr.

Mission 1 – Page 164

Cosmos Missions Level 1 – Mission 1



Agent: Kusan Niemen LVL: I Q: 0
Corporation: Mineral Poksu Group
Faction: Caldari
Division: Astrosurveying

Agent Location: The Forge
System: Airmia
Beacon: Station Foundation Site

Requires Caldari Faction Standing 0.00!

The mission consists of 2 parts.
Recommended Ships: Cruiser/Assault Frigate

Faction Standing 1.2000% Gain!

1. Trade mission!

Simply buy **2674x Isogen** in the market and Kusan is happy!

LOOKIN' FOR WORK? (1 OF 2)

Lookin' For Work? (1 of 2)


Mission briefing

You see this? I'm flying a capsule! Those damn Nugoeihuvi don't know who they're dealing with here. If they think they can blow up my ship and get away with it, they are horribly mistaken.

I'm going to build myself a new Merlin. If you could somehow find 2674 units of Isogen and bring it to me, you would have my gratitude.



Overview and Objectives

The following objectives must be completed to finish the mission:





Bring Item Objective

Acquire these goods:

	Drop-off Location	Kusan Niemenen
	Item	2674 units of Isogen (26.7 m ³)

Rewards

The following rewards and bonuses will be yours if you complete this mission:

-  33000 credits.
-  41000 credits will be awarded to you as a bonus if you complete the mission within 1 hour and 38 minutes.

2. Kill Plex mission!

Kusan wants his missile launcher again.

This is the **Complex in Airmia - Contested Caldari Lai Dai Refinery**, and the frigates have a chance of dropping them.

Info on Complexes can be found In the Complex Folder.

I LOST MY STUFF (2 OF 2)
⌵ ⌵ - ×

I Lost My Stuff (2 of 2)


Mission briefing

When I got blown up, most of the modules on my ship got destroyed. Some of my items survived the explosion but got looted by enemy ships shortly after. Before I can build my new ship, I need you to go and retrieve some of the lost modules. Please go to the contested Lai Dai Refinery and bring back one of my missile launchers. Maybe I will give you a nice reward if you complete this quickly.

This mission expires at 2007.07.25 23:56:48
This is an important mission, which will have significant impact on your faction standings.



Overview and Objectives

The following objectives must be completed to finish the mission:





Bring Item Objective

Acquire these goods:

	Drop-off Location	Kusan Niemenen
	Item	one unit of Kusan Niemenen's Missile Launcher (2.0 m ³)

Rewards

The following rewards and bonuses will be yours if you complete this mission:

- 
one unit of Poacher Photon Scattering Field Blueprint (3 run, copy, material level: 5, productivity level: 2).
- 
129000 credits will be awarded to you as a bonus if you complete the mission within 4 hours and 36 minutes.

Cosmos Missions Level 1 – Mission 2



*Agent: **Matani Jitainen** LVL: I Q: 0*
*Corporation: **Lai Dai Corporation***
*Faction: **Caldari***
*Division: **Production***

*Agent Location: **The Forge***
*System: **Sakkikainen***
*Beacon: **Frontier Stockade***

Requires Caldari Faction Standing 0.00!

Courier, Trade and then a small combat part.

Faction Standing 0.4948% Gain!

1. Courier mission!

Move 100m3 Veldspar from A to B

THE LAI DAI RESEARCH PROJECT - ORE SHIPMENT - (1 OF 3)

The Lai Dai Research Project - Ore Shipment - (1 of 3)

Mission briefing

So glad of you to show up, Iris Lyania. I've been on the lookout for a freelancer for some time now. We're completely overloaded with work here, and there's no end in sight. I am the project manager for the latest research project here in the Lai Dai research center, and we've employed dozens of miners to get us the minerals we need to complete our project but they haven't been able to keep up with the load.

I ordered some Veldspar ore this week, but haven't managed to find any pilot yet who's available for the run. It's not far, you can pick up the shipment at Friggi VIII - Moon 22 - Lai Dai Corporation Factory. Bring it here to the research outpost, and I'll reward you well. After you're done I've got a couple more jobs for you.

Overview and Objectives

The following objectives must be completed to finish the mission:




Transport Objective

Transport these goods:

Pickup Location	Friggi VIII - Moon 22 - Lai Dai Corporation Factory
Drop-off Location	Jitainen's Probe in Sakkikainen
Cargo	one thousand units of Veldspar (100.0 m ³)

Rewards

The following rewards and bonuses will be yours if you complete this mission:

-  30000 credits.
-  25000 credits will be awarded to you as a bonus if you complete the mission within 3 hours.

2. Courier mission!

Mine or Buy 500x Omber and deliver.

THE LAI DAI RESEARCH PROJECT - A LITTLE MORE FOR MY FRIENDS - (2 OF 3)

The Lai Dai Research Project - A Little More For My Friends - (2 of 3)


Mission briefing

In your last assignment for me you brought back a load of veldspar ore which I had ordered for our project here in the Lai Dai research outpost. But unfortunately we also need some omber to finish our schedule for this week, and I have been unable to find any for reasonable prices in the vicinity. But we've become quite desperate now, so I'm willing to pay a very high price for what I need. Once you acquire the omber, return here and I'll drop it off at our reprocessing facility.

This mission expires at 2007.05.19 11:57:10



Overview and Objectives

The following objectives must be completed to finish the mission:





Bring Item Objective

Acquire these goods:

	Drop-off Location	Matani Jitainen
	Item	five hundred units of Omber (300.0 m ³)

Rewards

The following rewards and bonuses will be yours if you complete this mission:

-  one unit of Small 'Siesta' Capacitor Booster.
-  30000 credits will be awarded to you as a bonus if you complete the mission within 2 hours.

3. Kill Deadspace mission!

Kill a few drones (2x 4 Drones) – Easy

THE LAI DAI RESEARCH PROJECT - ROGUE DRONE RISK - (3 OF 3)

The Lai Dai Research Project – Rogue Drone Risk – (3 of 3)

Mission briefing

For your final task I need you to do a quick combat mission for me, Iris Lyania. You might need some help for this task, depending on your battle experience. But first I'll explain why we need this done.

The reason the miners we employed to strip-mine the local asteroid fields haven't been able to complete the job on time is not just because they're a bunch of lazy sods. Because this system has been relatively unsettled for the past years, a number of rogue drone infestations have cropped up in outlying areas. From their hives in Okkelen they launch their attacks against any human presence they can find. It's one of the reason's my wife didn't want me to take this job ... maybe I should have listened to her after all. ...


The miners have been driven off on more than one occasion by these drone pests as well as Guristas and Kazka pirate gangs. This has sometimes led to casualties, which is very bad for morale and our productivity here.

There is one particular asteroid belt near here which I have long wanted to strip-mine. It's only infested with a few rogue drones, nothing a veteran combat pilot wouldn't be able to handle. I want these drones eliminated completely, allowing my men to move in safely. Do this quickly so that we can get the job done before more of those things appear. Good luck.

This mission expires at 2007.05.19 11:58:06
This is an important mission, which will have significant impact on your faction standings.

Overview and Objectives



The following objectives must be completed to finish the mission:



Objective
 Destroy the rogue drones infesting the asteroid belt Lai Dai wants to strip-mine and then return back to Matani Jitainen.

Location **Sakkikainen**

Rewards
 The following rewards and bonuses will be yours if you complete this mission:

-  one unit of Small 'Settler' Shield Booster.
-  35000 credits will be awarded to you as a bonus if you complete the mission within 2 hours.

Cosmos Missions Level 1 – Mission 3



*Agent: **Hansu Turu** LVL: I Q: 0*
*Corporation: **Nugoeihuvi Corporation***
*Faction: **Caldari***
*Division: **Public Relations***

*Agent Location: **The Forge***
*System: **Ishisomo***
*Beacon: **NOH Recruitment Center***

Requires Caldari Faction Standing 0.00!

The mission consists of 3 parts.
 Best with a cruiser or an Assault frig

Faction Standing 0.2497% Gain!

1. Courier mission!

Just fly a few jumps and it's done!

PROVING ONE'S LOYALTY (1 OF 3)

Proving One's Loyalty (1 of 3)

Mission briefing

So, you're interested in working for the Nugoeihuvi corporation, yes? This whole constellation is filled with riches and I must admit, we could use some help in our quest for claiming it. Many large corporations have their eyes set on this place, but they won't get there before we do.

I have a few tasks for you, if you can complete them without messing anything up, perhaps we can start trusting you. Firstly, I want you to take these weapons and deliver them to Josameto VIII – Nugoeihuvi Corporation Publisher. Our agents there are want to be well prepared should there be an uprising. The locals have been giving them some troubles lately and its time to show them who's boss.

Do you think you're up for it?

Overview and Objectives

The following objectives must be completed to finish the mission:



Transport Objective

Transport these goods:

Pickup Location	Turu's Harpy in Ishisomo
Drop-off Location	Josameto VIII – Nugoeihuvi Corporation Publisher
Cargo	seven units of Nugoeihuvi Rifles (35.0 m ³)

Rewards

The following rewards and bonuses will be yours if you complete this mission:

-  eleven thousand credits.
-  ten thousand credits will be awarded to you as a bonus if you complete the mission within 28 minutes.

2. Kill Deadspace mission!

Easy and fast. Expect 8 Guristas NPC's Frigates in the Deadspace. Once you have killed them all, the mission is done.

CREATING TRUST (2 OF 3)

Creating Trust (2 of 3)

Mission briefing


Those weapons you delivered are being put to good use as we speak, you did an excellent job. I'm beginning to see your qualities as a pilot. I can start giving you real assignments now.

We at Nugeihuvu cannot allow any security liabilities, spies try to infiltrate our ranks every day and because of that we have to be extremely careful of where we place our trust. If you wish to prove yourself to us, then go to this location and destroy these targets. They pose a security threat and that is something we cannot allow. Complete this and we can be sure you are not on their side.

This mission expires at 2007.05.18 20:19:32

Overview and Objectives

The following objectives must be completed to finish the mission:





Objective

Location **Ishisomo**

Rewards

The following rewards and bonuses will be yours if you complete this mission:

-  66000 credits.
-  68000 credits will be awarded to you as a bonus if you complete the mission within 2 hours and 28 minutes.

3. Courier mission!

Just fly a few jumps and it's done!

ADVANCING IN RANK (3 OF 3)

Advancing in Rank (3 of 3)

Mission briefing

Well, it seems this will be your last assignment working for me. My commanding officers have noticed your abilities and want to give you some tougher assignments. This is the first step to greatness, my friend. Don't screw it up.

These reports contain your employment and assignment history, take them to Josameto VIII - Moon 1 - Nugoeihuvi Corporation Development Studio for them to have a look at. If everything checks out alright you can report back to me and I will show you where to go next.

This mission expires at 2007.05.18 20:28:08
This is an important mission, which will have significant impact on your faction standings.

Overview and Objectives

The following objectives must be completed to finish the mission:



Transport Objective

Transport these goods:

Pickup Location	Turu's Harpy in Ishisomo
Drop-off Location	Josameto VIII - Moon 1 - Nugoeihuvi Corporation Development Studio
Cargo	two units of Nugoeihuvi reports (0.2 m ³)

Rewards

The following rewards and bonuses will be yours if you complete this mission:

-  one unit of 'Balefire' Rocket Launcher Blueprint (1.0 run, copy, material level: 5, productivity level: 2).
-  eleven thousand credits will be awarded to you as a bonus if you complete the mission within 22 minutes.

Cosmos Missions Level 1 – Mission 4



*Agent: **Ryuki Sakkaro** LVL: **I** Q: **0***

*Corporation: **Prompt Delivery***

*Faction: **Caldari***

*Division: **Distribution***

*Agent Location: **The Forge***

*System: **Ishisomo***

*Beacon: **NOH Recruitment Center***

Requires Caldari Faction Standing 0.00!

The mission consists of 2 parts.
Best with a cruiser or an Assault frig.

Faction Standing 0.1418% Gain!

1. Kill Plex mission!

The Nugoeihuvi Dogtag's there are in **Contested Caldari Lai Dai Refinery**

Info on Complexes can be found In the Complex Folder.

WILL YOU HELP? (1 OF 2)

Will You Help? (1 of 2)


Mission briefing

Hey there, I realize you might be busy with something else, but I could really use some help over here. My superiors have assigned a lot of tasks to me and I'm not sure if I can handle them all by myself.

There are some Nugoeihuvi excavators stepping on our turf at the contested Lai Dai Refinery in Airmia. If you could go there and "take care" of them, it would be well appreciated. Bring back some Nugoeihuvi dogtags as proof of your actions.



Overview and Objectives

The following objectives must be completed to finish the mission:





Bring Item Objective

Acquire these goods:

	Drop-off Location	Ryuki Sakkaro
	Item	five units of Nugoeihuvi Dogtag (0.5 m ³)

Rewards

The following rewards and bonuses will be yours if you complete this mission:

-  152000 credits.
-  165000 credits will be awarded to you as a bonus if you complete the mission within 6 hours.

2. Courier mission!

Quick and easy.

THE UPRISING (2 OF 2) ⌵ | ○ | - | ×

The Uprising (2 of 2)

Mission briefing
 I have another task for you, my friend. Small outbreaks have been popping up around Sakkikainen VI - Moon 1 - Lai Dai Corporation Factory and the local police authorities are having troubles defusing the situation. Please deliver these rifles, they will prove a valuable aid and my superiors would definitely notice if you played a part in this.

This mission expires at 2007.05.18 22:06:28
This is an important mission, which will have significant impact on your faction standings.

Overview and Objectives

The following objectives must be completed to finish the mission:



Transport Objective
 Transport these goods:

Pickup Location	Sakkaro's Badger in Ishisomo
Drop-off Location	Sakkikainen VI - Moon 1 - Lai Dai Corporation Factory
Cargo	three units of Rifles (6.0 m ³)

Rewards

The following rewards and bonuses will be yours if you complete this mission:

-  7800 credits.
-  one unit of Micro 'Trapper' Shield Extender Blueprint (1.0 run, copy, material level: 5, productivity level: 2) will be awarded to you as a bonus if you complete the mission within 14 minutes.

Cosmos Missions Level 2 – Mission 1



*Agent: **Oniya Arkimo** LVL: Q **II: 0***

*Corporation: **Lai Dai Corporation***

*Faction: **Caldari***

*Division: **Internal Security***

*Agent Location: **The Forge***

*System: **Airmia***

*Beacon: **Grand Crag Watch***

Requires Caldari Faction Standing 2.00!

The mission consists of 3 parts. You should have/get 6 Encoded Lai Dai Reports from the Plex in **Airmia - Contested Caldari Lai Dai Refinery**

Info on Complexes can be found In the Complex Folder.

Faction Standing 3.6000% Gain!

1. Kill Plex mission!

The **Encoded Lai Dai reports** exist in **Airmia - Contested Caldari Lai Dai Refinery**

LOOK, I NEED YOUR HELP (1 OF 3)

Look, I Need Your Help (1 of 3)

Mission briefing

You have to help me! I screwed up big time. My superiors trusted me with secret locations to ancient relics hidden by the civilizations that lived here centuries ago. If they find out about this I'm finished within Lai Dai, they will probably even make sure that I never find work again!

This document was stolen from me by one of our adversaries, I'm sure. Go to the contested Lai Dai Refinery and see if you can find it there. If you find it, bring it back to me.


Overview and Objectives

The following objectives must be completed to finish the mission:





Bring Item Objective

Acquire these goods:

	Drop-off Location	Oniya Arkimo
	Item	one unit of Encoded Lai Dai Reports (0.1 m ³)

Rewards

The following rewards and bonuses will be yours if you complete this mission:

-  313000 credits.
-  334000 credits will be awarded to you as a bonus if you complete the mission within 6 hours.

2. Courier mission!

Fly save and fast.

IT GETS WORSE... (2 OF 3)

It Gets Worse... (2 of 3)

Mission briefing
 I think I'm going mad! Those reports you gave me were nothing like the stolen ones! We have to make sure my superiors do not find out about the missing reports. Go to Sakkikainen VI - Moon 1 - Lai Dai Corporation Factory and give them these status reports, any doubts they have should be cleared once they see these.

This mission expires at 2007.05.18 18:29:18



Overview and Objectives
 The following objectives must be completed to finish the mission:



Transport Objective
 Transport these goods:

Pickup Location	Arkimo's Hawk in Airmia
Drop-off Location	Sakkikainen VI - Moon 1 - Lai Dai Corporation Factory
Cargo	two units of Encoded Lai Dai Reports (0.2 m ³)

Rewards
 The following rewards and bonuses will be yours if you complete this mission:

-  31000 credits.
-  29000 credits will be awarded to you as a bonus if you complete the mission within 28 minutes.

3. Kill Plex mission!

The **Encoded Lai Dai reports** exist in **Airmia - Contested Caldari Lai Dai Refinery**

TIME FOR PAYBACK (3 OF 3)

Time for Payback (3 of 3)


Mission briefing

Iris Lyania, go back to the Lai Dai refinery and destroy every single ship that might be there. Bring back to me every report you find, if we look hard enough we're bound to find the right one eventually. You have to hurry though, my superiors are getting suspicious of why I haven't made any progress on the excavation operations that were assigned to me. Letting your plans fall into enemy hands is bad for business.



This mission expires at 2007.05.18 18:37:24
This is an important mission, which will have significant impact on your faction standings.

Overview and Objectives

The following objectives must be completed to finish the mission:





Bring Item Objective
 Acquire these goods:

	Drop-off Location	Oniya Arkimo
	Item	five units of Encoded Lai Dai Reports (0.5 m ³)

Rewards

The following rewards and bonuses will be yours if you complete this mission:

-  one unit of High Noon Heat Dissipation Amplifier Blueprint (3 run, copy, material level: 10, productivity level: 4).
-  333000 credits will be awarded to you as a bonus if you complete the mission within 6 hours.

Cosmos Missions Level 2 – Mission 2



*Agent: **Istei Poyri** LVL: Q **II: 0***
*Corporation: **Nugoeihuvi Corporation***
*Faction: **Caldari***
*Division: **Administration***

*Agent Location: **The Forge***
*System: **Airmia***
*Beacon: **Station Foundation Site***

Requires Caldari Faction Standing 2.00!

The mission consists of 4 parts. Really easy if you have 5x Propel Dynamics Dogtag's from the Plex in Airmia.

Faction Standing 3.6000% Gain!

1. Courier mission!

Easy ☺

NUGOEIHUVI FREELANCER - STATION SCHEMATIC DELIVERY (1 OF 4)
⌵ ⌵ - ✕


Nugoeihuvi Freelancer - Station Schematic Delivery (1 of 4)

Mission briefing

Hello there, traveler. Nugoeihuvi is happy that you chose to work for us instead of the other corporations trying to gain control of this constellation. In our quest to be at the top, a station would most certainly ease all our operations and give us an unmeasurable advantage over the other corporations. If you want to prove your loyalty to me, take this station schematic and deliver it to Poinen IV - Moon 13 - Nugoeihuvi Corporation Development Studio. They are eager to have a look at it before our construction starts, just to make sure everything in order.

Overview and Objectives

The following objectives must be completed to finish the mission:





Transport Objective

Transport these goods:

Pickup Location	Poyri's Harpy in Airmia
Drop-off Location	Poinen IV - Moon 13 - Nugoeihuvi Corporation Development Studio
Cargo	one unit of Nugoeihuvi Station Schematics (0.1 m ³)

Rewards

The following rewards and bonuses will be yours if you complete this mission:

-  49000 credits.
-  42000 credits will be awarded to you as a bonus if you complete the mission within 48 minutes.

2. Courier mission!

Fly save and fast.

NUGOEIHUVI FREELANCER - CONSTRUCTION BLOCKS (2 OF 4) ⌵ ⌴ - ×

Nugoeihuvi Freelancer - Construction Blocks (2 of 4)


Mission briefing

The station construction will be starting in a few days, and right now we are gathering minerals for the operation. I need you to head over to Friggi VIII - Moon 20 - Nugoeihuvi Corporation Publisher and pick up 13 construction blocks. Bring them to me and I will give you your next assignment.

This mission expires at 2007.07.22 19:37:54

Overview and Objectives

The following objectives must be completed to finish the mission:






Drop-off #1

Pickup #1



You are here

Transport Objective
Transport these goods:

	Pickup Location	Liekuri VI - Spacelane Patrol Assembly Plant
	Drop-off Location	Friggi VIII - Moon 20 - Nugoeihuvi Corporation Publisher
	Cargo	thirteen units of Construction Blocks (52.0 m ³)


Rewards

The following rewards and bonuses will be yours if you complete this mission:

-  76000 credits.
-  54000 credits will be awarded to you as a bonus if you complete the mission within 1 hour and 8 minutes.

Collateral

Prior to accepting this mission, the following must be provided by you as collateral, to be returned to you upon successful completion of the mission:

-  5984 credits.

3. Trade mission!

The **Oxygen** is in the market to buy. And then only go to Istei, and this task is done.

NUGOEIHUVI FREELANCER - WORKERS NEED AIR... (3 OF 4)

Nugoeihuvi Freelancer - Workers Need Air... (3 of 4)

Mission briefing

Construction is about to start, but we still require more components for the station. Right now, hundreds of workers are being imported from nearby colonies. In order to keep them alive we will need some more Oxygen. Find 137 units of Oxygen and bring it to me.

This mission expires at 2007.07.22 20:03:09

Overview and Objectives

The following objectives must be completed to finish the mission:



Bring Item Objective

Acquire these goods:

	Drop-off Location	Istei Payri
	Item	137 units of Oxygen (137.0 m ³)

Rewards

The following rewards and bonuses will be yours if you complete this mission:

-  7800 credits.
-  8300 credits will be awarded to you as a bonus if you complete the mission within 10 minutes.

4. Kill Plex mission!

The **5 Propel Dynamics Dogtag** you get in the 1st Stage in the **Airmia - Contested Caldari Lai Dai Refinery**

Info on Complexes can be found In the Complex Folder.

NUGOEIHUVI FREELANCER - BAD NEWS (4 OF 4) ⌵ ⌶ ⌷ ⌸

Nugoeihuvi Freelancer - Bad News (4 of 4)

Mission briefing

Thank heavens you're back, Michelear. I have horrible news. Propel Dynamics found out about our station construction and are planning an attack on this facility within the next hour. I'm sending all my men to destroy their forces located at the Lai Dai Refinery in order to halt the attack. Please go there and bring back five Propel Dynamics dogtags as proof of your actions.

This mission expires at 2007.07.22 20:05:34
This is an important mission, which will have significant impact on your faction standings.

Overview and Objectives

The following objectives must be completed to finish the mission:



Bring Item Objective

Acquire these goods:

	Drop-off Location	Istei Poyri
	Item	five units of Propel Dynamics Dogtag (0.5 m ³)

Rewards

The following rewards and bonuses will be yours if you complete this mission:

-  one unit of Medium 'Lone Ranger' Shield Booster Blueprint (3 run, copy, material level: 10, productivity level: 4).
-  202000 credits will be awarded to you as a bonus if you complete the mission within 3 hours and 22 minutes.

Cosmos Missions Level 2 – Mission 3



*Agent: **Raidon Setala** LVL: Q II: 0*
*Corporation: **Chief Executive Panel***
*Faction: **Caldari***
*Division: **Internal Security***

*Agent Location: **The Forge***
*System: **Sakkikainen***
*Beacon: **Settler's Waystation***

Requires Caldari Faction Standing 2.00!

The mission consists of 5 parts, and offers lots of variety.

Faction Standing 1.2254% Gain!

1. Kill Deadspace mission!

It goes through 3 stages with Stage 2 a rather long way to the gate.

A Hawk does this mission fine but

You can also use a Drake if you wish.

THE CALDARI MIGRANTS - RECONNAISSANCE POINT 1 (1 OF 5)

The Caldari Migrants - Reconnaissance Point 1 (1 of 5)

Mission briefing

We've set up a few telescopes in the surrounding asteroid belts around Sakkikainen VI to establish a powerful surveillance network, which we will use to determine the magnitude of rogue elements in the area. This is necessary for us to be able to calculate the cost of maintaining an adequate police force in Sakkikainen VI.

A few days ago we lost contact with 3 of our telescopes. I hope that it was caused by a malfunction in the communication device inside the telescope, but I have to be prepared for the worst. And the fact that the last team I sent out there to investigate haven't returned yet ... well, it pretty much confirms my fears.

I want you to fly over to one of the surveillance telescopes and retrieve the scanner data chip from it's main computer. If lady luck is with us, the telescope will still be intact. If the data is retrieved, I will be able to access the logs and discover what caused the loss of communication.

I'm counting on you, Iris Lyania.

Overview and Objectives

The following objectives must be completed to finish the mission:



Bring Item Objective

Acquire these goods:

Drop-off Location	Setala's Blackbird in Sakkikainen
Item	one unit of Scanner Data I (0.1 m ³)

Objective

Retrieve the scanner data from the Radio Telescope and then return to Raidon Setala.

Location **Sakkikainen**

Rewards

The following rewards and bonuses will be yours if you complete this mission:

- one unit of Medium 'Gattotte' Capacitor Booster Blueprint (2 run, copy, material level: 10, productivity level: 4).
- 150000 credits will be awarded to you as a bonus if you complete the mission within 2 hours.

2. Kill Belt rats mission!

Scanner Data II drops of the Cosmos Belt rats.

THE CALDARI MIGRANTS - RECONNAISSANCE POINT 2 (2 OF 5)

The Caldari Migrants - Reconnaissance Point 2 (2 of 5)

Mission briefing

I've received word from two other teams I sent out to investigate the loss of communication with the surveillance telescopes. They reported that the other two telescopes have been completely looted, leaving nothing behind save the exterior hull of the structures. This obviously means they could not retrieve the scanner data as I had requested.

I believe that the scanner data, along with the expensive computer systems we had installed in the surveillance telescopes, is in the possession of the Guristas Pirates or other bandit elements within Okkelen. I want you to personally organize a search for the missing scanner data chips. Scourge the asteroid belts in Okkelen, the pirates responsible for stealing the data may be located anywhere within the constellation. If you miraculously find the computer chips, then return to me and I will reward you generously.

This mission expires at 2007.05.19 23:39:40

Overview and Objectives

The following objectives must be completed to finish the mission:



Bring Item Objective

Acquire these goods:

	Drop-off Location	Raidon Setala
	Item	one unit of Scanner Data II (0.1 m ³)

Rewards

The following rewards and bonuses will be yours if you complete this mission:

-  two hundred thousand credits.
-  one hundred thousand credits will be awarded to you as a bonus if you complete the mission within 3 hours.

3. Kill Beltratten mission!

Repeat

THE CALDARI MIGRANTS - RECONNAISSANCE POINT 3 (3 OF 5)

The Caldari Migrants - Reconnaissance Point 3 (3 of 5)


Mission briefing

Now that we have two of the surveillance scanner data chips, there's just one more to go. I expect you'll be able to find it in much the same way as the second data chip. Search the asteroid belts in Okkelen for pirate elements, eventually you might stumble upon the computer chip. If you do, I'll pay a great deal of ISK for it.

This mission expires at 2007.05.19 23:40:01

Overview and Objectives

The following objectives must be completed to finish the mission:




Bring Item Objective

Acquire these goods:

	Drop-off Location	Raidon Setala
	Item	one unit of Scanner Data III (0.1 m ³)

Rewards

The following rewards and bonuses will be yours if you complete this mission:

-  one unit of 'Plunderer' Spatial Destabilizer Blueprint (2 run, copy, material level: 10, productivity level: 4).
-  150000 credits will be awarded to you as a bonus if you complete the mission within 3 hours.

4. Kill Plex mission!

The **Quao Kale** is in **Sakkikainen - Contested Kazka Headquarters**

Info on Complexes can be found In the Complex Folder.

THE CALDARI MIGRANTS - QUAO (4 OF 5)

The Caldari Migrants - Quao (4 of 5)

Mission briefing

After reviewing the data from the surveillance telescope logs, I've confirmed that the Guristas did in fact stand behind the sabotage. The leader of one of the attacks, Quao Kale, is a well known Guristas agent. I want him captured and brought to justice. With luck, he will lead us to someone higher in the Guristas chain of command who can be held accountable for organizing the entire operation. The Guristas who attacked our installations were far too coordinated for this to have been just a spate of random burglary.

You'll find Quao in the Kazka Bandit Headquarters within Sakkikainen. He's one of the Guristas envoys there, who are rumored to be controlling the Kazka behind the scene. You'll probably have to fight your way through a legion of bandits to get to him, so be prepared. And don't forget to bring him here alive, he's worth nothing to us dead! Good luck.

This mission expires at 2007.05.19 23:40:31

Overview and Objectives

The following objectives must be completed to finish the mission:



Bring Item Objective
Acquire these goods:

	Drop-off Location	Raidon Setala
	Item	one unit of Quao Kale (1.0 m ³)

Rewards

The following rewards and bonuses will be yours if you complete this mission:

-  one unit of Small 'Wolf' Shield Extender Blueprint (2 run, copy, material level: 10, productivity level: 4).
-  150000 credits will be awarded to you as a bonus if you complete the mission within 3 hours.

5. Courier mission!

The last part is easy.

THE CALDARI MIGRANTS - CRIMINAL BROUGHT TO JUSTICE (5 OF 5)

The Caldari Migrants - Criminal Brought To Justice (5 of 5)

Mission briefing


I want you to bring Quao Kale, who you captured in your last mission, to our station in Silen. There he will be tried and punished accordingly. Once that is over with, he will be interrogated and perhaps even brain scanned, depending on the legal implications.

You've done well for us so far, and certainly have earned your reward. My mission here is nearing completion, soon I'll personally deliver my report to Hien Karnuras. I only hope I don't have any more encounters with the Guristas, I just can't wait to get back to my comfortable office on New Caldari Prime.

This mission expires at 2007.05.19 23:40:59
This is an important mission, which will have significant impact on your faction standings.

Overview and Objectives

The following objectives must be completed to finish the mission:



Transport Objective



Transport these goods:

Pickup Location	Setala's Blackbird in Sakkikainen
Drop-off Location	Silen IV - Moon 18 - Chief Executive Panel Treasury
Cargo	one unit of Quao Kale (1.0 m ³)

(The route generated by current autopilot settings contains low security systems!)

Rewards

The following rewards and bonuses will be yours if you complete this mission:

- 
one unit of Hardwiring - Zainou 'Deadeye' Z6M100.
- 
one unit of 150mm 'Musket' Railgun Blueprint (3 run, copy, material level: 10, productivity level: 4) will be awarded to you as a bonus if you complete the mission within 2 hours.

Cosmos Missions Level 2 – Mission 4



*Agent: **Retin Ariato** LVL: **Q II: 0***
*Corporation: **Wiyrkomi Corporation***
*Faction: **Caldari***
*Division: **Internal Security***

*Agent Location: **The Forge***
*System: **Ishisomo***
*Beacon: **Rusty Ridge Mine***

Requires Caldari Faction Standing 2.00!

The mission consists of 4 parts.

Faction Standing 2.4897% Gain!

1. Kill Plex mission!

The **3 Wiyrkomi Rifles** are in the ***Airmia - Contested Caldari Lai Dai Refinery***

MISSING WEAPONS STASH (1 OF 4)

Missing Weapons Stash (1 of 4)


Mission briefing

Are you looking for work? Wiyrkomi is expanding into this area and help would be greatly appreciated. This whole constellation seems to be infested with the scum of the universe. Rogue drones, pirates and ruthless scavengers are everywhere and everybody wants a piece of the action.

Yesterday we discovered that a big part of our weapon stash had gone missing. We have every reason to believe that the Guristas hanging out at the contested Lai Dai Refinery in the Airmia system are behind this theft and would like you, along with others, to go and try to retrieve some of the weapons. If you can complete this task, perhaps I will give you something more rewarding next time.



Overview and Objectives

The following objectives must be completed to finish the mission:





Bring Item Objective

Acquire these goods:

	Drop-off Location	Retin Ariato
	Item	three units of Wiyrkomi Rifles (15.0 m ³)

Rewards

The following rewards and bonuses will be yours if you complete this mission:

-  260000 credits.
-  265000 credits will be awarded to you as a bonus if you complete the mission within 6 hours.

2. Courier mission!

Easy

ANOTHER TASK (2 OF 4) ⌵ ⌴ - ✕

Another Task (2 of 4)

Mission briefing

Those weapons you retrieved were essential to our effort, thanks to you our troops will be well armed and ready for battle. If they think they can shove us out of this constellation they're wrong. We're getting a piece of this cake whether they like it or not.

The battle is far from being won, your services are required for another task. I need you to go to Ishisomo VIII - Propel Dynamics Factory and pick up some afterburners. They are a gift from our friends at Propel Dynamics and I want them delivered here in perfect condition. Now, do not screw this up, or it will have dire consequences.

This mission expires at 2007.05.19 00:10:45


Overview and Objectives

The following objectives must be completed to finish the mission:



Transport Objective

Transport these goods:

 Pickup Location	Ishisomo VIII - Propel Dynamics Factory
 Drop-off Location	Ariato's Condor in Ishisomo
 Cargo	three units of 1MN Afterburner I (15.0 m ³)

Rewards

The following rewards and bonuses will be yours if you complete this mission:

-  one unit of 'Oyad' Co-Processor I Blueprint (1.0 run, copy, material level: 1.0, productivity level: 4).
-  9600 credits will be awarded to you as a bonus if you complete the mission within 10 minutes.

Collateral

Prior to accepting this mission, the following must be provided by you as collateral, to be returned to you upon successful completion of the mission:

-  33823 credits.

3. Courier mission!

The transportation task is fast and you can go through low-sec or high-sec.

This is up to you.

AN ANCIENT MONUMENT (3 OF 4) ⌵ ⌵ ⌵ ⌵

An Ancient Monument (3 of 4)

Mission briefing

I have another task for you, Iris Lyania. One of our excavators has stumbled upon what seems to be the remains of an ancient monument. The extinct civilizations worshipped many different gods and are believed to have buried hundreds of artifacts around their monuments. If this excavation is successful, it could make us all very rich men. Our problem is that we are sending more people out there right now and have run out of supplies. I need you to go pick up some excavation equipment and deliver it to me, if this goes well perhaps both of us can pay tribute to the only god that matters, the god of more money.

This mission expires at 2007.05.19 00:20:24

Overview and Objectives

The following objectives must be completed to finish the mission:



Transport objective

Transport these goods:

Pickup Location	 Vasala VI - Moon 10 - Chemal Tech Factory
Drop-off Location	Ariato's Condor in Ishisomo
Cargo	 three units of Excavation Equipment (3.0 m ³)

(The route generated by current autopilot settings contains low security systems!)

Rewards

The following rewards and bonuses will be yours if you complete this mission:

-  55000 credits.
-  69000 credits will be awarded to you as a bonus if you complete the mission before 2007.05.12 01:30.

4. Kill Plex mission!

The **Ancient Weapon**, there are of course also in the **Airmia - Contested Caldari Lai Dai Refinery**.

UNSUCCESSFUL EXCAVATION (4 OF 4)

Unsuccessful Excavation (4 of 4)

Mission briefing


I'm sorry to inform you that our excavation didn't go as planned. Just as our lead scientist on location, Reilen Oshomi, announced that is team had come across some kind of ancient weapon, the whole operation was raided by Guristas pirates and only Reilen and a few others managed to escape. The Guristas captured the item and we believe they took it to the Lai Dai Refinery in Airmia. Perhaps if you went there you might be able to retrieve it for us. There is a lot fighting going on there between many factions, so be careful.

Also, I'm afraid this is going to be the last mission I can give to you. After this incident my commanders issued a no-fly policy of all Wiyarkomi vessels and it seems their interests in the area have severely dwindled. Please complete this mission for me, and perhaps one day we will have the pleasure of working together again.



This mission expires at 2007.05.19 00:36:09
This is an important mission, which will have significant impact on your faction standings.

Overview and Objectives

The following objectives must be completed to finish the mission:





Bring Item Objective
Acquire these goods:

	Drop-off Location	Retin Ariato
	Item	one unit of Ancient Weapon (2.0 m ³)

Rewards

The following rewards and bonuses will be yours if you complete this mission:

-  one unit of 'Marshall' Ion Field Projector Blueprint (3 run, copy, material level: 1.0, productivity level: 4).
-  85000 credits will be awarded to you as a bonus if you complete the mission within 1 hour and 28 minutes.

Cosmos Missions Level 2 – Mission 5



*Agent: **Mika Etsuya** LVL: Q II: 0*

*Corporation: **Caldari Navy***

*Faction: **Caldari***

*Division: **Surveillance***

*Agent Location: **The Forge***

*System: **Vahunomi***

*Beacon: **Cactus Mill Lookout***

Requires Caldari Faction Standing 2.00!

Visit to the Plex in Sakkikainen and Airmia for this agent.
Finished fast in a hawk etc.

Faction Standing 3.0853 Gain!

1. Trade mission!

Here are our various drops from the previous Complexes we done, the Drifter Spurs. Gotten from the complex in Airmia

PROTECTING THE VAULT - STIRRING THE NEST (1 OF 4)

Protecting the Vault - Stirring the Nest (1 of 4)

Mission briefing


The bank manager at the local State and Region vault has heard some worrying rumors that some thugs are planning a run on his bank. He is in no position to investigate the matter himself, so he sent for the cavalry. The Caldari Navy, that is. I was sent here by the Navy to check out the validity of these rumors. I haven't dug up anything of interest yet, but just to be on the safe side I'd like to put some heat on the bandits roaming in the area. I've asked my buddy Jali Tanaka to help me out too, but he's busy setting up a surveillance system, so I don't want to take too much of his time.

The Kazka bandits over in Sakkikainen seem like likely candidates for this sort of an operation. I don't know for sure, but it doesn't hurt to stir things a little. You seem like a hardy pilot more than capable of roughing them up a bit. How about you get in there all guns blazing and bring me back, say, 30 drifter spurs? That should shake them up, hopefully enough for one of them to spill his beans into the wrong ear.

Finally, be very careful. The Kazka bandits are rough. Make sure you only target their grunts, the others are too tough to be worth the hassle.



Overview and Objectives

The following objectives must be completed to finish the mission:





Bring Item Objective

Acquire these goods:

	Drop-off Location	Mika Etsuya
	Item	thirty units of Drifter Spur (3.0 m ³)

Rewards

The following rewards and bonuses will be yours if you complete this mission:

-  150000 credits.
-  50000 credits will be awarded to you as a bonus if you complete the mission within 2 hours and 30 minutes.

2. Kill Plex mission!

Retrieve the **Bag of the 500 credits in Conterfeit** in the complex in Sakkikainen.

PROTECTING THE VAULT - BAD MONEY (2 OF 4)

Protecting the Vault - Bad Money (2 of 4)

Mission briefing

It seems you managed to stir up a hornet's nest over in Sakkikainen. The bandits there are in turmoil and intelligence has been picking up all kinds of interesting information lately. Alas, none of it has to do with the supposed bank robbery. But one transmission we intercepted was particularly interesting. It seems one of the gangs associated with the Kazka bandits has managed to forge some counterfeit credits. I don't have to tell you the effects it would have on the fragile economy in the constellation if these credits get into circulation. The gang in question is called Dry River.


We need to stop these guys before they go on a shopping spree. I need you to head back into Sakkikainen, find these counterfeiters and take them out. Pick up as much of the counterfeit credits as you can and get them back here to me. I will send them on to the Navy's crime labs for further analysis.

So gather up some friends and take care of business. Oh, and in case you were wondering, you'll be paid in real credits for completing this mission.

This mission expires at 2007.05.22 14:19:24



Overview and Objectives

The following objectives must be completed to finish the mission:





Bring Item Objective

Acquire these goods:

	Drop-off Location	Mika Etsuya
	Item	five hundred units of Bag of Counterfeit Credits (50.0 m ³)

Rewards

The following rewards and bonuses will be yours if you complete this mission:

-  two hundred thousand credits.
-  one hundred thousand credits will be awarded to you as a bonus if you complete the mission within 2 hours.

3. Courier mission!

Easy

PROTECTING THE VAULT - COUNTERFEIT COURIER (3 OF 4)

Protecting the Vault - Counterfeit Courier (3 of 4)

Mission briefing

Ok, while you were out there collecting the counterfeit money, I was contacted by my superiors. It seems the Navy is taking this whole counterfeit operation very seriously. The Navy has sent out a team of investigators; they've set up shop in the State War Academy station in the Ishisomo system. They want me to send all counterfeit credits I get directly to them, no delay. The investigation team there is trying to determine the source of the forgery.

Anyway, while I can understand their concern, this whole thing is disrupting my own work in keeping the bank vault safe. So I want this dealt with promptly and with as little hassle as possible. I want you to take the bags of counterfeit credits you just procured and bring them to the investigation team immediately.

This mission expires at 2007.05.22 14:19:53

Overview and Objectives

The following objectives must be completed to finish the mission:



Transport Objective

Transport these goods:

Pickup Location	Etsuya's Merlin in Vahunomi
Drop-off Location	Ishisomo VIII - Moon 11 - State War Academy School
Cargo	five hundred units of Bag of Counterfeit Credits (50.0 m ³)

Rewards

The following rewards and bonuses will be yours if you complete this mission:

-  one hundred thousand credits.
-  25000 credits will be awarded to you as a bonus if you complete the mission within 15 minutes.

Collateral

Prior to accepting this mission, the following must be provided by you as collateral, to be returned to you upon successful completion of the mission:

-  20000 credits.

4. Kill Plex mission!

The **5 Parts of Printing Machine**, you get in the Complex in Airmia.

PROTECTING THE VAULT - DRY CREDIT DEATH (4 OF 4) ⌵ ⌵ ⌵ ⌵

Protecting the Vault - Dry Credit Death (4 of 4)

Mission briefing

This counterfeit business is really getting on my nerves. Yet again I've been contacted by headquarters; they want me to bring this matter to an end. That means I can't do my job securing the bank vault properly, but they're not cutting me any slack. If the bank is actually robbed, all the blame will fall on me. Oh, well. At least I can make sure this counterfeit business has a happy ending.


The investigation team in Ishisomo got a breakthrough in their analysis. They've tracked the source of the forged credits to the Airmia system. The Dry River gang owns a warehouse there that was once part of a Lai Dai mining facility that's been overrun by bandits. The printing machines used in creating the counterfeit credits are located there.

I want you to take some stout fellows over to Airmia and blow that warehouse to bits. The warehouse is undoubtedly guarded by some Dry River thugs, you'll have to deal with them first. Bring me back what parts of the printing machines you can find in the ruins of the warehouse once you've blown it up. I will send those to my superiors. Hopefully that will get them off my back and let me get on with my real assignment here. You're getting a nice reward for this one, so make sure you do it properly.

This mission expires at 2007.05.22 14:26:49
This is an important mission, which will have significant impact on your faction standings.



Overview and Objectives

The following objectives must be completed to finish the mission:





Bring Item Objective

Acquire these goods:

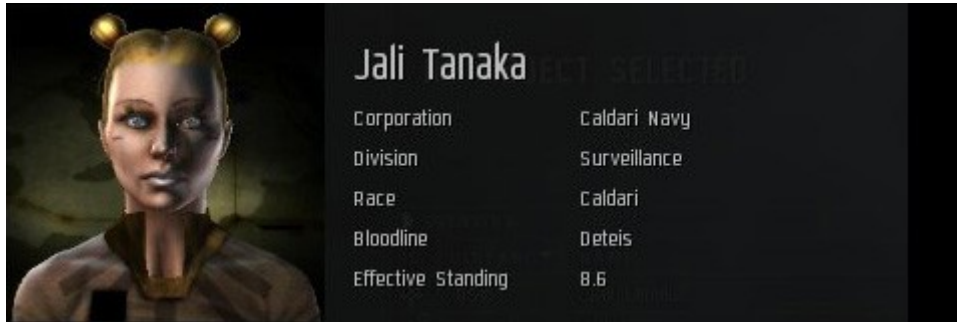
	Drop-off Location	Mika Etsuya
	Item	five units of Parts of Printing Machine (5.0 m ³)

Rewards

The following rewards and bonuses will be yours if you complete this mission:

-  one unit of 'Plunderer' Spatial Destabilizer Blueprint (3 run, copy, material level: 10, productivity level: 4).
-  50000 credits will be awarded to you as a bonus if you complete the mission within 1 hour and 30 minutes.

Cosmos Missions Level 2 – Mission 6



*Agent: **Jali Tanaka** LVL: Q **II: 0***

*Corporation: **Caldari Navy***

*Faction: **Caldari***

*Division: **Surveillance***

*Agent Location: **The Forge***

*System: **Vahunomi***

*Beacon: **Cactus Mill Lookout***

Requires Caldari Faction Standing 2.00!

2 Courier and easy in the complex we know.

Faction Standing 3.2517 Gain!

1. Courier mission!

Quick mission by using a shuttle.

BANK SECURITY - THE FENCE (1 OF 3)

Bank Security - The Fence (1 of 3)

Mission briefing

Mika Etsuya got me out here to help him setting up surveillance equipment around the bank vault in the State and Region Bank station in the system. Now he got his hands full with something else and leaves it to me to do the dirty work he's supposed to be doing. Not as if this hasn't happened before, mind you.

The security in the bank vault is woefully lacking. I'm simply surprised no one hasn't robbed the place already. Heck, if I wasn't such a coward when it comes to guns I would probably do it myself. I'm jesting, of course, so don't go running off to Mike to tell on me. I'm trying to install a surveillance fence around the station, which would sound the alarm if any unidentified ships approached. It's not easy, but I'm using the latest technology for this, a so-called Barbed Wire Scanner. These scanners can be very easily linked to each other to create a very potent security perimeter.

The only problem is, it's pretty hard to get a hold of these scanners. Basically, what is out there are just prototypes and sample modules sent to potential customers. I've already managed to round up a few, but I need a whole heap of these bastards. I just located one on a Spacelane Patrol station in a nearby constellation. I'm stuck here setting up the scanner array control unit, so I want you to pick it up for me. Interested?

Overview and Objectives

The following objectives must be completed to finish the mission:



Transport Objective

Transport these goods:

	Pickup Location	Poinen III - Moon 16 - Spacelane Patrol Logistic Supp
	Drop-off Location	Tanaka's Raptor in Vahunomi
	Cargo	one unit of Barbed Wire Scanner (specific item) (2.0 m ³)

Rewards

The following rewards and bonuses will be yours if you complete this mission:

-  one hundred thousand credits.
-  30000 credits will be awarded to you as a bonus if you complete the mission within 1 hour.

2. Kill Plex mission!

We get the **Broken Bug Device** in the complex in Sakkikainen.

BANK SECURITY - BUG ERROR (2 OF 3)

Bank Security - Bug Error (2 of 3)

Mission briefing

My colleague Etsuya is up to something over in the Sakkikainen system. He asked me to plant some bug devices on several bandits hanging out at Kazka's headquarters. I managed to bug a few of them when they docked for refit recently. Now all their transmissions are intercepted and relayed to us. All good and dandy if you ask me, but we had a slight hitch.

One of the bug devices is faulty and needs to be removed. It's creating an echo in the communication system that might be picked up by an alert bandit. If they find the bug, then the rest of the bugs are lost too. Not to mention the bandits will be much more careful about these things in the future. We can't let that happen, so we need to retrieve the device, and pronto.


Waiting for this bandit, one Dyklan Harrikar, to dock next is not an option. Somebody has to track the guy down, shoot him to pieces and retrieve the device so his buddies won't find it when they go digging through the debris. I'm not a fighter and Etsuya is too busy tracking down some counterfeit money, or whatever. But you might be able to pull this off, though I'd recommend you get some friends to help you out.

Just get into the Kazka headquarters, locate Dyklan Harrikar and take him down. Sounds easy, right? Don't forget to get the broken device, we can't afford to let them know we're wire tapping them.

This mission expires at 2007.05.20 23:37:48



Overview and Objectives

The following objectives must be completed to finish the mission:





Bring Item Objective

Acquire these goods:

	Drop-off Location	Jali Tanaka
	Item	one unit of Broken Bug Device (0.1 m ³)

Rewards

The following rewards and bonuses will be yours if you complete this mission:

-  two hundred thousand credits.
-  one hundred thousand credits will be awarded to you as a bonus if you complete the mission within 1 hour.

3. Courier mission!

With a quick Frig you can either use the long way through High-sec or through a quick brief low-sec trip.

BANK SECURITY - THE SAFE (3 OF 3)

Bank Security - The Safe (3 of 3)

Mission briefing

Well, the barbed wire scanner fence is almost operational. But poor Etsuya is still neck deep in this counterfeit business and has had very little time to take care of the security issues still unresolved at the bank. I feel sorry for the guy, with all these responsibilities and not enough time to take care of all his duties. So I'm trying to help him out as best I can.

While searching for more Barbed Wire Scanners I came upon a really impressive safe that would solve a lot of problems for the bank if it was installed there. I pulled some strings with some navy friends and they got me a safe. I've already talked to the bank manager on the local State and Region Bank station and he's agreed to fund the whole thing. I have to oversee the last stages of setting up the security perimeter, it's taken longer than I expected due to some unforeseen malfunctions and unlucky accidents. But I hope to have it up and running in a few days.

I need someone to get the safe and bring it to the bank station for me. I immediately thought of you as an ideal candidate. The safe is located at a Perkone station not far from here. Just be careful, you might have to travel through some rough territory to get there.

This mission expires at 2007.05.20 23:40:54
This is an important mission, which will have significant impact on your faction standings.


Overview and Objectives

The following objectives must be completed to finish the mission:



Transport Objective



Transport these goods:

 Pickup Location	Hentogaira II - Perkone Factory
 Drop-off Location	Vahunomi X - Moon 4 - State and Region Bank Vault
 Cargo	one unit of Impregnable Safe (specific item) (120.0 m³)

(The route generated by current autopilot settings contains low security systems!)

Rewards

The following rewards and bonuses will be yours if you complete this mission:

-  one unit of Medium 'Gattotte' Capacitor Booster Blueprint (10 run, copy, material level: 10, productivity level: 4).
-  75000 credits will be awarded to you as a bonus if you complete the mission within 30 minutes.

Cosmos Missions Level 2 – Mission 7



*Agent: **Kaiya Tuuri** LVL: Q **II**: 0*
*Corporation: **Lai Dai Protection Service***
*Faction: **Caldari***
*Division: **Surveillance***

*Agent Location: **The Forge***
*System: **Sakkikainen***
*Beacon: **Frontier Stockade***

Requires Caldari Faction Standing 2.00!

3 easy complex trips and a Courier.
 Done in an Assault Frig.

Faction Standing Gain 3.600%!

1. Trade mission!

There are 30 Drifter Spurs needed, and those drops from the complex in Airmia.

COMMUNITY SERVICE - PIRATES AT LARGE (1 OF 4)

Community Service - Pirates At Large (1 of 4)

Mission briefing


You're a blessing from the Gods, aren't you Iris Lyania? I've been scrounging the local bars for some sturdy, no-nonsense fighter pilots for weeks and haven't been able to find anyone up to the job, then out of nowhere you appear. You have the look of someone who knows how to use a railgun, if you know what I mean. Just the type I need for a few simple bounty hunting jobs.

But let me introduce myself before we get started with business. I am Kaiya Tuuri, head of the Lai Dai security forces in the Frontier Stockade. I was entrusted with the task of protecting Lai Dai workers from harm while they go about their business. But let me tell you, it's harder than it sounds. This whole system is filled to the brim with pirate scoundrels and other rogue elements. My men are simply not coping with the load, and I've had more than a few dropouts so far who don't have the balls to work in such an environment. Yea they can run back to New Caldari with their tail behind their legs for all I care. Sissies all of them ...

But now for the job at hand. I've been on the lookout for a freelancer to do a few assignments, to lessen the workload a bit off my men. The first assignment is very straight forward and should be easy enough for a pilot like you. There are a group of bandits hauled up near the second moon of Sakkikainen VI. It so happens that a few of our scientists are currently living on the moon, in a bio dome on the surface, and they've refused to leave for work until the pirates have been driven off. I only require evidence that you've eliminated a certain number of them, my men will do the rest. If you can get it done on time, then I know I can trust you for the rest. So what do you say, up for it?

Overview and Objectives

The following objectives must be completed to finish the mission:




Bring Item Objective

Acquire these goods:

	Drop-off Location	Kaiya Tuuri
	Item	thirty units of Drifter Spur (3.0 m ³)

Rewards

The following rewards and bonuses will be yours if you complete this mission:

-  150000 credits.
-  50000 credits will be awarded to you as a bonus if you complete the mission within 2 hours.

2. Kill Deadspace mission!

Can be done in a Assault frig, cruiser or Drake etc.
Zarkona flies in the last stages of the 3 stage.

COMMUNITY SERVICE - TERRORIST AT LARGE (2 OF 4)

Community Service - Terrorist At Large (2 of 4)

Mission briefing

A few days ago one of my men got into a barroom brawl with a local thug going by the name of 'Duke' in Sakkikainen. Unfortunately the fight ended in tragedy, and my colleague lost his life. This sort of incident is rather commonplace in Okkelen, but when it involves on-duty officers of the law there needs to be severe repercussions. I've been working hard these last few days to track down the murderer, and just today I stumbled upon a very interesting lead.

This 'Duke' person's name is in reality Cheri Mirei. No wonder he uses a nickname ... Anyway, his uncle, Zarkona Mirei, who is rumored to be very 'close' to Cheri, is employed by the infamous Guristas Pirates. If anyone can lead us to Cheri, it's him.

Now Zarkona and me have a long history together. He's been a thorn in my side for the gods only know how long. I know exactly where he spends time between his pirate activities in Sakkikainen, so finding him is not the tough part. The problem is I haven't had the available manpower to take him out yet, so that's where you come in. Capture him and bring him here for interrogation, by doing that you'll be killing two flies in one swing, so to speak.

This mission expires at 2007.05.19 13:10:00

Overview and Objectives

The following objectives must be completed to finish the mission:



Bring Item Objective
Acquire these goods:

Drop-off Location	Tuuri's Raptor in Sakkikainen
Item	one unit of Zarkona Mirei (1.0 m³)

Objective
Capture Zarkona Mirei and bring her to Kaiya Tuuri for interrogation:

 Location **Sakkikainen**

Rewards

The following rewards and bonuses will be yours if you complete this mission:

-  one unit of Hardwiring - Zainou 'Deadeye' Z651000.
-  two hundred thousand credits will be awarded to you as a bonus if you complete the mission within 2 hours.

3. Courier mission!

Easy

COMMUNITY SERVICE - IMPORTANT DELIVERY (3 OF 4)

Community Service - Important Delivery (3 of 4)

Mission briefing

While we wait for our interrogators to finish extracting the information we need out of Zarkona, I'd like you to deliver some very important reports to my superiors on Friggi VIII - Moon 22 - Lai Dai Corporation Factory. The last courier I sent to complete this task was ambushed and killed on the way there.

These documents are very important, they contain reports of our activities here for the last few days, and I wouldn't want them to fall into the wrong hands. So make sure you avoid any conflict if possible, stay clear of pirate infested areas. Good luck.

This mission expires at 2007.05.19 14:00:18

Overview and Objectives

The following objectives must be completed to finish the mission:



Transport Objective

Transport these goods:

Pickup Location	Tuuri's Raptor in Sakkikainen
Drop-off Location	Friggi VIII - Moon 22 - Lai Dai Corporation Factory
Cargo	one unit of Data Sheets (specific item) (1.0 m ³)

Rewards

The following rewards and bonuses will be yours if you complete this mission:

-  one unit of 'Gallows' Standard Missile Launcher Blueprint (2 run, copy, material level: 10, productivity level: 4).
-  one hundred thousand credits will be awarded to you as a bonus if you complete the mission within 2 hours.

Collateral

Prior to accepting this mission, the following must be provided by you as collateral, to be returned to you upon successful completion of the mission:

-  50000 credits.

4. Kill Plex mission!

The DNA drops from the Cheri cruiser at Otitho VI – Moon 3

Look in Complex Folder for more details.

COMMUNITY SERVICE - CHERI MIREI (4 OF 4)

Community Service - Cheri Mirei (4 of 4)

Mission briefing


The interrogation was a success! Zarkona revealed to us that Cheri is currently hiding in Otitho until this latest incident blows over here in Sakkikainen. He said he wasn't sure exactly where in Otitho Cheri is hiding, but he believes it's somewhere near one of the moons of Otitho VI. This at least gives us something to work with. You can't believe what we had to go through to drag the information out of this guy ...

I want you to go to Otitho and search the area around the 6th planet and it's moons. Hopefully you'll stumble upon Cheri during your search. Once you do, kill him and return evidence of his death to me. I'll reward you generously for your time.

This mission expires at 2007.05.19 14:08:23
This is an important mission, which will have significant impact on your faction standings.



Overview and Objectives

The following objectives must be completed to finish the mission:





Bring Item Objective

Acquire these goods:

	Drop-off Location	Kaiya Tuuri
	Item	one unit of Cheri Mirei's DNA (0.1 m ³)

Rewards

The following rewards and bonuses will be yours if you complete this mission:

-  one unit of 150mm 'Musket' Railgun Blueprint (3 run, copy, material level: 10, productivity level: 4).
-  one unit of Limited Neural Boost - Beta will be awarded to you as a bonus if you complete the mission within 3 hours.

Cosmos Missions Level 2 – Mission 8



Agent: Helmi Nakamuta LVL: Q II: 0

Corporation: Caldari Provisions

Faction: Caldari

Division: Distribution

Agent Location: The Forge

System: Friggi

Beacon: Sentinel Rise

Requires Caldari Faction Standing 2.00!

Helmi has 3 parts for us, and in need of a hauler.

Faction Standing 0.2675 Gain!

1. Courier mission!

Trip trough low-sec.

RANCH HAND - BUILDING BLOCKS (1 OF 3)

Ranch Hand - Building Blocks (1 of 3)

Mission briefing

Greetings there, friend. The name's Helmi, Helmi Nakamuta. I'm here as an independent contractor working under the Caldari Provisions banner, subcontracting courier jobs to pilots who want them, helping to build this here frontierland. I got a job for you, if you want it. You need to be fast, though.

Got this shipment of construction blocks here need to get to the State and Region Bank station in Ihakana, one system over, reeeal quick like. You bring 'em there within 20 minutes, I may have another job for ya.

Overview and Objectives

The following objectives must be completed to finish the mission:



Transport Objective

Transport these goods:

Pickup Location	Nakamuta's Incursus in Friggi
Drop-off Location	Ihakana VI - State and Region Bank Investment Bank (Low Sec Warning!)
Cargo	150 units of Construction Blocks (600.0 m ³)

(The route generated by current autopilot settings contains low security systems!)

Rewards

The following rewards and bonuses will be yours if you complete this mission:

-  46000 credits.
-  two hundred thousand credits will be awarded to you as a bonus if you complete the mission within 20 minutes.

Collateral

Prior to accepting this mission, the following must be provided by you as collateral, to be returned to you upon successful completion of the mission:

-  two hundred thousand credits.

2. Courier mission!

RANCH HAND - RELIEF WORK (2 OF 3)

Ranch Hand - Relief Work (2 of 3)

Mission briefing

You did good on that last job, partner. I'm glad to have made your acquaintance.

I have a shipment of wheat here that needs to get to one of the settlements on Ishisomo III real fast. They're havin' a bit of a hard time foraging, what with the sparse natural resources on that old rock. If you can get this stuff to the Propel Dynamics Factory in Ishisomo within 10 minutes, it can be on the next suborbital shuttle down, and in some grateful family's belly tomorrow. What do you say?

This mission expires at 2007.05.18 19:14:27

Overview and Objectives

The following objectives must be completed to finish the mission:



Transport Objective
 Transport these goods:

Pickup Location	Nakamuta's Incursus in Friggi
Drop-off Location	Ishisomo VII - Moon 14 - Propel Dynamics Factory
Cargo	560 units of Wheat (644.0 m ³)

Rewards

The following rewards and bonuses will be yours if you complete this mission:

-  twelve thousand credits.
-  350000 credits will be awarded to you as a bonus if you complete the mission within 15 minutes.

Collateral

Prior to accepting this mission, the following must be provided by you as collateral, to be returned to you upon successful completion of the mission:

-  350000 credits.

3. **Courier mission!**

RANCH HAND - OASIS BRINGER (3 OF 3)

Ranch Hand - Oasis Bringer (3 of 3)

Mission briefing

Glad you're back. There's an emergency in Vahunomi; a colony of archaeologists on one of the moons there have had an accident that rendered them devoid of drinkable water. Their distress call has only just been received, and due to factors of atmospheric interference we have no real way of knowing exactly how long they've been down there without water.

I need you to bring this supply of water to the State and Region Bank Vault in Vahunomi as soon as humanly possible. If you make it there fast enough, I'll throw in a very special reward. Go. Hurry.

This mission expires at 2007.05.18 19:28:54
This is an important mission, which will have significant impact on your faction standings.


Overview and Objectives

The following objectives must be completed to finish the mission:



Transport Objective

Transport these goods:

 Pickup Location	Nakamuta's Incursus in Friggi
 Drop-off Location	Vahunomi X - Moon 4 - State and Region Bank Vault
 Cargo	three thousand units of Water (750.0 m ³)

Rewards

The following rewards and bonuses will be yours if you complete this mission:

-  fifteen thousand credits.
-  one unit of Poacher Photon Scattering Field Blueprint (3 run, copy, material level: 10, productivity level: 4) will be awarded to you as a bonus if you complete the mission within 10 minutes.

Collateral

Prior to accepting this mission, the following must be provided by you as collateral, to be returned to you upon successful completion of the mission:

-  five hundred thousand credits.

Cosmos Missions Level 3 – Mission 1



*Agent: **Maro Yama** LVL: **III** Q: **0***
*Corporation: **Caldari Navy***
*Faction: **Caldari***
*Division: **Command***

*Agent Location: **The Forge***
*System: **Friggi***
*Beacon: **Clearwater Spring***

Requires Caldari Faction Standing 4.00!

2 Transportation jobs and the kill mission is very fast.

Faction Standing 0.9940 Gain!

1. **Courier mission!**

INFILTRATION - MANY GUISES (1 OF 3)

Infiltration - Many Guises (1 of 3)

Mission briefing

Since you're a trusted operative of the State, I'm going to let you in on my current operation in the hope you can render me some assistance. I am, along with a few other agents, on an undercover mission to infiltrate some of the bandit gangs in this area, in an effort to get the Navy a better foothold in these blasted badlands.

We need some supplies from the outlying areas, but we need to maintain complete secrecy. In fact, it's best if we not show our faces anywhere, and thus we need inauspicious people such as yourself to gather some materials for us. First off, we're creating a disguise to try and infiltrate the Roving Dodgers, a gang that's been terrorizing some of the outposts in this constellation. We're going to need some specialized polymer fabrics in order to create disguises that pass inspection, yet provide protection in the event that we're discovered.

I need you to head out to the Nugoeihuvi Development Studio in Ihakana and pick me up some TX-890 polymers. Nugoeihuvi manufactures them specially for that idiotic extreme reality show, and our insider has allowed us access to some of it. Head over there and bring me back some of it, and I'll probably have another job for you.

Overview and Objectives

The following objectives must be completed to finish the mission:



Transport Objective

Transport these goods:

	<p>Pickup Location</p> <p>Drop-off Location</p>	<p>Sakkikainen VI - Moon 1 - Nugoeihuvi Corporation Pub</p> <p>Yama's Moa in Friggi</p>
	<p>Cargo three hundred units of TX-890 Polytextile Fabric (300.0 m³)</p>	

Rewards

The following rewards and bonuses will be yours if you complete this mission:

-  61000 credits.
-  61000 credits will be awarded to you as a bonus if you complete the mission within 36 minutes.

Collateral

Prior to accepting this mission, the following must be provided by you as collateral, to be returned to you upon successful completion of the mission:

-  290000 credits.

2. Courier mission!

INFILTRATION - MOLDING CHARACTER (2 OF 3)

Infiltration - Molding Character (2 of 3)

Mission briefing

First off - thanks again for the polymers. They will come in very handy. Our technicians have most things they need to complete the disguise now, but one crucial thing is still missing. In order to create certain facial characteristics required for the impersonation of one of the people we'll be, ahem, "replacing," we're going to need some silicon from one of the Lai Dai factories in the constellation.

Head out to Sakkikainen, get us that silicon, and we'll be one step closer to our goal.

This mission expires at 2007.05.20 17:29:05

Overview and Objectives

The following objectives must be completed to finish the mission:



Transport Objective

Transport these goods:

	Pickup Location	Sakkikainen VI - Moon 1 - Lai Dai Corporation Factory
	Drop-off Location	Yama's Moe in Friggi
	Cargo	750 units of Silicon (375.0 m ³)

Rewards

The following rewards and bonuses will be yours if you complete this mission:

-  47000 credits.
-  37000 credits will be awarded to you as a bonus if you complete the mission within 22 minutes.

Collateral

Prior to accepting this mission, the following must be provided by you as collateral, to be returned to you upon successful completion of the mission:

-  190453 credits.

3. Kill Deadspace mission!

Go to the point and kill the 3 cruisers and take Jerpam's head.

INFILTRATION - KILL THE MESSENGER (3 OF 3)

Infiltration - Kill the Messenger (3 of 3)

Mission briefing

We've just discovered that one of the operatives on our team was a double agent from the very gang we're trying to infiltrate! Just before he decamped, we managed to plant a homing beacon on his ship. We can give you a bookmark to the location of the beacon. When you activate the bookmark, the beacon shoots out from his ship to prevent you colliding with him straight out of warp.

He's probably at a rendezvous point right now, waiting for someone to give the information to. Move quickly, or all our work here will be for nothing! I want his head. I will reward you handsomely if you complete this job in time for our mission to be salvaged.

This mission expires at 2007.05.20 17:37:42
This is an important mission, which will have significant impact on your faction standings.

Overview and Objectives

The following objectives must be completed to finish the mission:



Location **Friggi**

Bring Item Objective

Acquire these goods:

Drop-off Location	Yama's Moe in Friggi
Item	one unit of Jerpam Hollek's Head (0.1 m ³)

Objective

Rewards

The following rewards and bonuses will be yours if you complete this mission:

-  59000 credits.
-  one unit of Large 'Outlaw' Shield Booster Blueprint (5 run, copy, material level: 15, productivity level: 6) will be awarded to you as a bonus if you complete the mission within 15 minutes.



Agent: Aisha Gojivi LVL: III Q: 0
Corporation: Sukuuvestaa Corporation
Faction: Caldari
Division: Intelligence

Agent Location: The Forge
System: Friggi
Beacon: Bandit Hideout

Requires Caldari Faction Standing 4.00!

Low-sec courier and 2 easy parts.

Faction Standing 0.4799 Gain!

1. Courier mission!

Here we will probably need our Indy!

NEFARIOUS BUSINESS - A SMALL FAVOR (1 OF 4)


Nefarious Business - A Small Favor (1 of 4)

Mission briefing

Some associates of mine over at the Nugoeihuvi publishing station in system need some, uh, props delivered to them. Just a few completely fake small arms, that's right. Nothing real, nothing dangerous, certainly nothing that could, ya know, kill anyone. Entertainment materials, you understand. Heh heh. If you can show me you're trustworthy, I may have something else for you later on. What do ya say?




Overview and Objectives

The following objectives must be completed to finish the mission:





Transport Objective

Transport these goods:

 Pickup Location	Gojivi's Bustard in Friggi
 Drop-off Location	Friggi VIII - Moon 20 - Nugoeihuvi Corporation Publish
 Cargo	2500 units of Pistols (5000.0 m ³)


Rewards

The following rewards and bonuses will be yours if you complete this mission:

-  twelve thousand credits.
-  thirteen thousand credits will be awarded to you as a bonus if you complete the mission within 5 minutes.

Collateral

Prior to accepting this mission, the following must be provided by you as collateral, to be returned to you upon successful completion of the mission:

-  two hundred thousand credits.

2. Kill Plex mission!

The logs are in the *Complex in Friggi* from the 1st Stage.

NEFARIOUS BUSINESS - SONGBIRD (2 OF 4)

Nefarious Business - Songbird (2 of 4)

Mission briefing


I just got word that an operative working for the Hyasyoda corporation is about to make his way out of this system. Apparently, he's carrying evidence of several months' worth of "illicit arms deals" between the Nugoeihuvi corporation and my own. It's all complete hogwash, of course, but at this point in time neither our bosses nor our investors could stand to take the PR hit and the bothersome investigation that would no doubt follow.

This troublesome rodent has just left the Nugoeihuvi station in system, and my associates and I would be much obliged if you could find time to dispose of him for us. His name is Motani Ihura, and he hangs around in the contested mining facilities here in-system. Retrieve the evidence and bring it back to me, and you'll be even further within my good graces. How about it?

This mission expires at 2007.05.20 21:34:46


Overview and Objectives

The following objectives must be completed to finish the mission:





Bring Item Objective

Acquire these goods:

	Drop-off Location	Aisha Gojivi
	Item	one unit of Nugoeihuvi Transaction Logs (1.0 m ³)

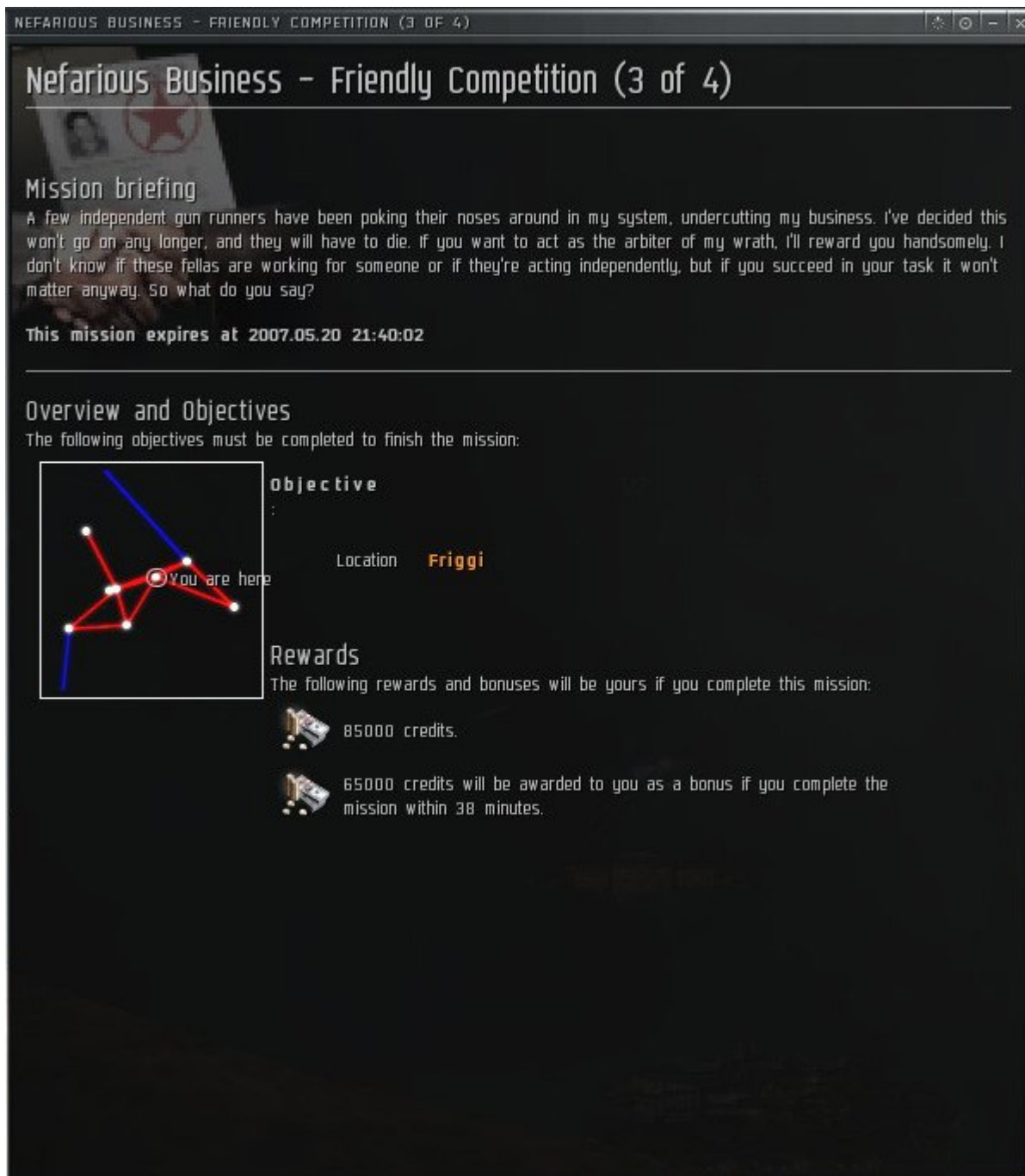
Rewards

The following rewards and bonuses will be yours if you complete this mission:

-  323000 credits.
-  326000 credits will be awarded to you as a bonus if you complete the mission within 2 hours and 36 minutes.

3. Kill Deadspcae mission!

Easy, at the spot there is 2 cruisers and 1 frigate.



The screenshot shows a mission briefing window with a dark background. At the top, the title bar reads 'NEFARIOUS BUSINESS - FRIENDLY COMPETITION (3 OF 4)'. The main title is 'Nefarious Business - Friendly Competition (3 of 4)'. Below the title is a 'Mission briefing' section with a paragraph of text. A timer indicates the mission expires at 2007.05.20 21:40:02. The 'Overview and Objectives' section includes a map with a red path and a 'You are here' marker. The 'Objective' section states the location is 'Friggi'. The 'Rewards' section lists two items: 85000 credits and a 65000 credit bonus for completing the mission within 38 minutes.

NEFARIOUS BUSINESS - FRIENDLY COMPETITION (3 OF 4)

Nefarious Business - Friendly Competition (3 of 4)


Mission briefing

A few independent gun runners have been poking their noses around in my system, undercutting my business. I've decided this won't go on any longer, and they will have to die. If you want to act as the arbiter of my wrath, I'll reward you handsomely. I don't know if these fellas are working for someone or if they're acting independently, but if you succeed in your task it won't matter anyway. So what do you say?

This mission expires at 2007.05.20 21:40:02

Overview and Objectives

The following objectives must be completed to finish the mission:





Objective

Location **Friggi**

Rewards

The following rewards and bonuses will be yours if you complete this mission:

-  85000 credits.
-  65000 credits will be awarded to you as a bonus if you complete the mission within 38 minutes.

Screen of the mission:



4. Courier mission!

This mission can vary to either go into low-sec and if your lucky into high-sec.

NEFARIOUS BUSINESS - TEXAS SCRAMBLE (4 OF 4)

Nefarious Business - Texas Scramble (4 of 4)

Mission briefing

Okay, there's been a spot of trouble. It seems the gun runners you hit for me earlier weren't no small timers, but contractors for a much bigger individual, one I'm not so sure I want to go up against. For your sake as well as mine, I need you to remain absolutely quiet about the business we've done together. I also need you to do one last job for me, one which I'll pay you handsomely for. I'm going to lay low for a while, so I need to set up a paper trail leading to somewhere else while I prepare to make my escape. If they find me here, I'm done for.

I need you to take these documents and get them to an associate of mine in a nearby station so he can start pulling the wool over their eyes. This is extremely important, and if you do this for me I'll give you one of my prized 'Revolver' Railguns, tweaked to perfection by my very own self. What's your answer?

This mission expires at 2007.05.20 21:48:27
This is an important mission, which will have significant impact on your faction standings.

Overview and Objectives

The following objectives must be completed to finish the mission:



Transport Objective

Transport these goods:

Pickup Location	Gojivi's Bustard in Friggi
Drop-off Location	Sakkikainen VI - Moon 1 - Lai Dai Corporation Factory
Cargo	one unit of Doctored Arrivals & Departures Logs (specific item) (0.1 m ³)

Rewards

The following rewards and bonuses will be yours if you complete this mission:

-  one unit of 250mm 'Flintlock' Railgun.
-  four hundred thousand credits will be awarded to you as a bonus if you complete the mission within 20 minutes.

Collateral

Prior to accepting this mission, the following must be provided by you as collateral, to be returned to you upon successful completion of the mission:

-  five hundred thousand credits.

Cosmos Missions Level 3 – Mission 3



*Agent: **WR Hatamei LVL: III Q: 0***
*Corporation: **Lai Dai Protection Service***
*Faction: **Caldari***
*Division: **Surveillance***

*Agent Location: **The Forge***
*System: **Ishisomo***
*Beacon: **Rusty Ridge Mine***

Requires Caldari Faction Standing 4.00!

The mission consists of 4 parts. and a quick visit to the complex in Airmia

Faction Standing 6,000% gain!

1. **Courier mission!**

THOSE BASTARDS! (1 OF 4)

Those Bastards! (1 of 4)

Mission briefing

I cannot believe somebody ratted me out! Somehow, those damned Nugoeihuvi agents found out about my plan and fixed their security flaws. Had I been successful, high command definitely would have given me a raise!

Oh, sorry, I don't suppose you're interested in any of that. I do however have some tasks for you, perhaps we can get back at Nugoeihuvi some other way. This constellation is on fire, there are so many things to explore and discover. Everybody wants a piece of the action, and I'm here to make sure Lai Dai gets the whole cake

Firstly, I need you to take these reports and deliver them to Friggi VII - Moon 12 - Lai Dai Corporation Factory. The reports contain data on all our discoveries within the constellation and it would be unfortunate if they fell into the wrong hands.

Overview and Objectives

The following objectives must be completed to finish the mission:



Transport Objective

Transport these goods:

Pickup Location	Hatamei's Cormorant in Ishisomo
Drop-off Location	Friggi VII - Moon 12 - Lai Dai Corporation Factory
Cargo	three units of Reports (0.3 m ³)

Rewards

The following rewards and bonuses will be yours if you complete this mission:

-  31000 credits.
-  37000 credits will be awarded to you as a bonus if you complete the mission within 22 minutes.

2. Courier mission!

Do this in a fast frig or shuttle etc.

GOT MILK? (2 OF 4)

Got Milk? (2 of 4)


Mission briefing

My mother is very old and very sick. Yesterday she contacted me and asked me to buy her some milk. I'm afraid my duties here require me to stay, but if you could see to it that she gets her milk, I would be grateful. Take this and deliver it to Ihakana VI - State and Region Bank Investment Bank. Be quick about it and don't get blown up. She gets grumpy if she doesn't get her milk, and she usually takes her rage out on me.

This mission expires at 2007.05.19 03:47:57




Overview and Objectives

The following objectives must be completed to finish the mission:



Transport Objective


Transport these goods:

	Pickup Location	Poinen IV - Moon 6 - Expert Distribution Retail Center
	Drop-off Location	Ihakana VI - State and Region Bank Investment Bank (Low Security Warning!)
	Cargo	one unit of Milk (0.5 m ³)

(The route generated by current autopilot settings contains low security systems!)

Rewards

The following rewards and bonuses will be yours if you complete this mission:

-  132000 credits.
-  129000 credits will be awarded to you as a bonus if you complete the mission within 1 hour and 10 minutes.

3. Kill Plex mission!

The **Ancient Weapon**, these drops from the complex in Airmia.

ANCIENT WEAPONRY (3 OF 4)

Ancient Weaponry (3 of 4)


Mission briefing

A few minutes ago, reports came in regarding Guristas pirates destroying a Wiyrkomi excavation operation. Apparently the Wiyrkomi scientists had come across some sort of ancient weapon. The Guristas found out and raided the place, killing almost all the scientists and capturing the weapon. I want you to investigate this matter. Go to the contested Lai Dai Refinery in Airmia, find this weapon and bring it back to me. I know the Nugoeihuvi are trying to get hold of it as well, but I want you to beat them to it



This mission expires at 2007.05.19 04:12:16

Overview and Objectives

The following objectives must be completed to finish the mission:





Bring Item Objective
Acquire these goods:

	Drop-off Location	Yru Hatamei
	Item	one unit of Ancient Weapon (2.0 m ³)

Rewards

The following rewards and bonuses will be yours if you complete this mission:

-  296000 credits.
-  353000 credits will be awarded to you as a bonus if you complete the mission within 3 hours.

4. Kill Plex mission!

The **Tag's Outlaw** is also available in the complex in Airmia.

TRAINING GROUND DESTRUCTION (4 OF 4)

Training Ground Destruction (4 of 4)


Mission briefing

The damned Guristas are constant pain in the backside. Their spies are everywhere and there seems to be no way of getting rid of them for good. We have exhausted almost all methods but they always come back for more. This time I want something really radical to be done. Go to the contested Lai Dai Refinery and destroy all their bunkers and training facilities. If we destroy their roots, maybe the whole tree will fall. Bring back five Guristas Outlaw Leader Insignias as proof of your actions.



This mission expires at 2007.05.19 04:12:45
This is an important mission, which will have significant impact on your faction standings.

Overview and Objectives

The following objectives must be completed to finish the mission:





Bring Item Objective
 Acquire these goods:

	Drop-off Location	Yru Hatamei
	Item	five units of Guristas Outlaw Dogtag (0.5 m ³)

Rewards

The following rewards and bonuses will be yours if you complete this mission:

-  one unit of 'Deuce' Co-Processor I Blueprint (3 run, copy, material level: 15, productivity level: 6).
-  359000 credits will be awarded to you as a bonus if you complete the mission within 3 hours and 12 minutes.

Cosmos Missions Level 3 – Mission 4



*Agent: **Tekirye Awazhen** LVL: **III** Q: **0***
*Corporation: **Internal Security***
*Faction: **Caldari***
*Division: **Security***

*Agent Location: **The Forge***
*System: **Ishisomo***
*Beacon: **NOH Recruitment Center***

Requires Caldari Faction Standing 4.00!

The mission consists of 5 parts. Visits in Airmia Complex

Faction Standing 0.5855% Gain!

1. Kill Plex mission!

The **Ancient Weapon**, these are in the complex in Airmia.

INTERESTED IN WORK? (1 OF 5)

Interested in Work? (1 of 5)

Mission briefing

Welcome, Iris Lyania. It is good to see capable pilots joining our ranks, these are troubled times and we certainly need all the help we can get. Your previous employer told me good things about you, perhaps if you do as well for me as you did for him, I will refer you to an even higher level agent. Now, for your first assignment.

We have had reports of Guristas pirates destroying a Wiyrkomi excavation operation. Apparently the Wiyrkomi scientists had come across some sort of ancient weapon. The Guristas found out and raided the place, killing almost all the scientists and capturing the weapon. I want you to investigate this matter. Go to the Lai Dai Refinery in Airmia. Members of all factions are fighting over the refinery and if you move quickly, perhaps you could sneak in and steal the weapon.


Overview and Objectives

The following objectives must be completed to finish the mission:





Bring Item Objective

Acquire these goods:

	Drop-off Location	Tekirye Awazhen
	Item	one unit of Ancient Weapon (2.0 m ³)

Rewards

The following rewards and bonuses will be yours if you complete this mission:

-  559000 credits.
-  509000 credits will be awarded to you as a bonus if you complete the mission within 6 hours.

2. Kill Plex mission!

The **3 Miner** is also available in the complex in Airmia.

TROUBLES WITH OUTLAWS (2 OF 5)

Troubles With Outlaws (2 of 5)

Mission briefing

Guristas are a constant pain in the backside. This time they have taken five of our miners captive and are demanding a ransom for their return. Our policy has never been to negotiate with terrorists, so I want you to go in there full force and deal with them. They are hanging out at the contested Lai Dai Refinery in Airmia. Bring the miners back to me unharmed, it would not look good with the State if we became responsible for those people's deaths.

This mission expires at 2007.05.19 02:51:20

Overview and Objectives

The following objectives must be completed to finish the mission:



Bring Item Objective
Acquire these goods:

	Drop-off Location	Tekirye Awazhen
	Item	three units of Miner (9.0 m ³)

Rewards

The following rewards and bonuses will be yours if you complete this mission:

-  500000 credits.
-  628000 credits will be awarded to you as a bonus if you complete the mission within 6 hours.

3. Courier mission!

No need to explain hehe.

WE CAUGHT A SPY... (3 OF 5)

We Caught a Spy... (3 of 5)

Mission briefing

Lately, Propel Dynamics have been trying to infiltrate our ranks. They know we have the upper hand in this region and apparently they seem to be wanting to sabotage our operations. We have discovered the identity of this spy, yesterday we arrested him and he is currently in my custody. I want you to take him to Ishisomo VIII - Propel Dynamics Factory, there he will be tried and justice brought to the matter.

This mission expires at 2007.05.19 02:51:49

Overview and Objectives

The following objectives must be completed to finish the mission:



Transport Objective

Transport these goods:

Pickup Location	Awazhen's Moa in Ishisomo
Drop-off Location	Ishisomo VIII - Propel Dynamics Factory
Cargo	one unit of Spy (3.0 m ³)

Rewards

The following rewards and bonuses will be yours if you complete this mission:

- 
one unit of 150mm 'Musket' Railgun Blueprint (3 run, copy, material level: 15, productivity level: 6).
- 
46000 credits will be awarded to you as a bonus if you complete the mission within 22 minutes.

4. Kill Plex mission!

The **5 Guristas Outlaw Dogtag** are of course also in the Airmia Complex.

PIRATES BROUGHT TO JUSTICE (4 OF 5) ⌵ ⌵ ⌵ ⌵

Pirates Brought to Justice (4 of 5)

Mission briefing


That spy is being tried for his crimes as we speak, thanks to you he will go away for a long time.

I, however, have another task for you. Around these parts, outlaws are a constant threat. Every day they raid caravans, steal their loot and murder innocents. Here in Ishisomo, we believe the source of these attacks is the Lai Dai Refinery in Airmia. I want you to go there, destroy every structure you see and leave none alive. Show them the might of Nugoeihuvi, show them justice. Bring me back five Gurista Outlaw Dogtags as proof of your actions.

This mission expires at 2007.05.19 02:56:05


Overview and Objectives

The following objectives must be completed to finish the mission:





Bring Item Objective

Acquire these goods:

	Drop-off Location	Tekiryge Awazhen
	Item	five units of Guristas Outlaw Dogtag (0.5 m ³)

Rewards

The following rewards and bonuses will be yours if you complete this mission:

-  30000 credits.
-  30000 credits will be awarded to you as a bonus if you complete the mission within 18 minutes.

5. Courier mission!

And yet another courier.

TIME FOR GOODBYES (5 OF 5) ⌵ ⌵ ⌵

Time for Goodbyes (5 of 5)

Mission briefing

You're moving even further up the corporate ladder, my friend. My superiors have taken a great interest in your talent and have decided that after this task, you will be reassigned to a new agent in Airmia. Apparently the troubles there are much greater than the ones here and they wish only for the most competent of pilots to head out there.

Your last assignment for me will be to deliver these reports to Ishisomo VIII – Propel Dynamics Factory, they are reports of all Propel Dynamics activity in the past two weeks. If there is another spy among us, this is how we will find him.

Be safe, my friend. Perhaps we will see each other in the future.

This mission expires at 2007.05.19 02:56:41
This is an important mission, which will have significant impact on your faction standings.

Overview and Objectives

The following objectives must be completed to finish the mission:



Transport Objective

Transport these goods:

Pickup Location	Awazhen's Moa in Ishisomo
Drop-off Location	Ishisomo VIII – Propel Dynamics Factory
Cargo	two units of Propel Dynamics Reports (0.2 m ³)

Rewards

The following rewards and bonuses will be yours if you complete this mission:


one unit of High Noon Heat Dissipation Amplifier Blueprint (3 run, copy, material level: 15, productivity level: 6).


32000 credits will be awarded to you as a bonus if you complete the mission within 18 minutes.

Cosmos Missions Level 3 – Mission 5



*Agent: **Midoki Urigamu** LVL: **III** Q: **0***

*Corporation: **Propel Dynamics***

*Faction: **Caldari***

*Division: **Marketing***

*Agent Location: **The Forge***

*System: **Sakkikainen***

*Beacon: **Settler's Waystation***

Requires Caldari Faction Standing 4.00!

Courier and Kill parts, Hauler and Raven recommended.

Faction Standing 3.3345% Gain!

1. Courier mission!

We need to move 300m3 from A to B.

PIT STOP SLASH SALOON - NEED A HELPING HAND (1 OF 4)

Pit Stop Slash Saloon - Need A Helping Hand (1 of 4)

Mission briefing

Your first job is to get me some able-bodied people to get this project started. I located some out-of-work construction workers on Otela IV - Moon 9 - Expert Distribution Warehouse, I suggest you stop by that station and pick them up. Once you get there here, drop them off in the habitation module that I've placed inside this hollow asteroid, for your reward. I'll have them get to work with rebuilding the station ruins immediately once they arrive.

Overview and Objectives

The following objectives must be completed to finish the mission:



Transport Objective

Transport these goods:

<p> Pickup Location</p> <p> Drop-off Location</p> <p> Cargo</p>	<p>Otela IV - Moon 9 - Expert Distribution Warehouse</p> <p>Urigamu's Crow in Sakkikainen</p> <p>one hundred units of Construction Workers (300.0 m³)</p>
---	--

Rewards

The following rewards and bonuses will be yours if you complete this mission:

-  148000 credits.
-  three hundred thousand credits will be awarded to you as a bonus if you complete the mission within 2 hours.

Collateral

Prior to accepting this mission, the following must be provided by you as collateral, to be returned to you upon successful completion of the mission:

-  50000 credits.

2. Courier mission!

The **4800m3** must be transported.

PIT STOP SLASH SALOON - MATERIALS FOR CONSTRUCTION (2 OF 4)

Pit Stop Slash Saloon - Materials For Construction (2 of 4)

Mission briefing

Now that I have the staff needed to kick-start my project, I need to stockpile materials for the future. I already have a small stash of construction blocks inside the Caldari station ruins, but according to my estimates that will only last a few days.

A colleague of mine at the Propel Dynamics Factory in Ishisomo purchased a batch of construction blocks for me yesterday. If you could pick them up and drop them off at the ruins I would be very grateful.

This mission expires at 2007.05.20 16:08:59

Overview and Objectives

The following objectives must be completed to finish the mission:



Transport Objective

Transport these goods:

	Pickup Location	Ishisomo VIII - Propel Dynamics Factory
	Drop-off Location	Urigamu's Crow in Sakkikainen
	Cargo	twelve hundred units of Construction Blocks (4800.0 m ³)

Rewards

The following rewards and bonuses will be yours if you complete this mission:

-  one unit of 'Gambler' Phase Inverter Blueprint (5 run, copy, material level: 15, productivity level: 6).
-  250000 credits will be awarded to you as a bonus if you complete the mission within 1 hour.

Collateral

Prior to accepting this mission, the following must be provided by you as collateral, to be returned to you upon successful completion of the mission:

-  50000 credits.

3. Kill Plex mission!

The **60 tools** drop in the *department store in Otitoh*. Raven is recommended.

PIT STOP SLASH SALOON - THE CONSTRUCTION TOOLS (3 OF 4)

Pit Stop Slash Saloon - The Construction Tools (3 of 4)

Mission briefing


Unfortunately the construction workers I hired recently have already started complaining about the lack of decent tools. This has really started to slow down our progress, so I'd like you to get me a new batch of construction tools a.s.a.p. You'll find them stored inside my warehouse in Otitoh, at the first moon of the fifth planet in that system. The only catch is that the last time I dropped by the structure, I was attacked by bandits, who've apparently claimed the warehouse as their own. The lack of security in Otitoh is staggering, which is why I left that run-down system to begin with.

Once you bring the tools here, I'll reward you generously.



This mission expires at 2007.05.20 16:17:58

Overview and Objectives

The following objectives must be completed to finish the mission:





Bring Item Objective
Acquire these goods:

	Drop-off Location	Midoki Urigamu
	Item	sixty units of Construction Tools (600.0 m ³)

Rewards

The following rewards and bonuses will be yours if you complete this mission:

-  one unit of Ocular Filter - Basic.
-  one unit of 'Marshall' Ion Field Projector Blueprint (3 run, copy, material level: 15, productivity level: 6) will be awarded to you as a bonus if you complete the mission within 3 hours.

4. Kill Deadspace mission!

This mission is very fun in a FOF missile Drake hehe.

PIT STOP SLASH SALOON - ELIMINATE THE COMPETITION (4 OF 4)

Pit Stop Slash Saloon - Eliminate The Competition (4 of 4)

Mission briefing

Now that the rebuilding of the station ruins is well under way, it's time for your last assignment. There is a wealthy Gallente entrepreneur called Sefo Caraton who took the initiative a few years ago to extend his Pleasure Hub business to the Caldari territories. Apparently competition in Gallente space was getting fierce, and he believed the relative lack of luxury resorts here in the Caldari State presented a great opportunity for his business. He opened multiple resorts in the State, most of which seem to be very profitable. Unfortunately for him, the one in Okkelen has been doing quite badly, the economy here just doesn't support this type of thing. But despite that, he simply refuses to leave, for whatever reason. Perhaps he believes there are better times ahead, and he's been paying a huge amount of money from his own pocket to keep it running with relatively few customers.

The problem for me is that this pleasure hub has a built-in casino, and it will be in direct competition with my future pit-stop. It's also popular amongst the social elite, which poses a problem to me since they are the ones where the money's at, if you know what I mean.

I want this Gallente upstart's pleasure hub completely destroyed. Once his multi-million-ISK installation goes poof, I'm sure he will not even consider rebuilding it here due to the cost and lack of profits. That will clear the way for my own business to flourish, with no competition whatsoever!

This mission expires at 2007.05.20 16:29:30
This is an important mission, which will have significant impact on your faction standings.

Overview and Objectives

The following objectives must be completed to finish the mission:



Objective
 Destroy the Caraton Pleasure Gardens, then report back to Midoki Urigamu.

Location **Sakkikainen**

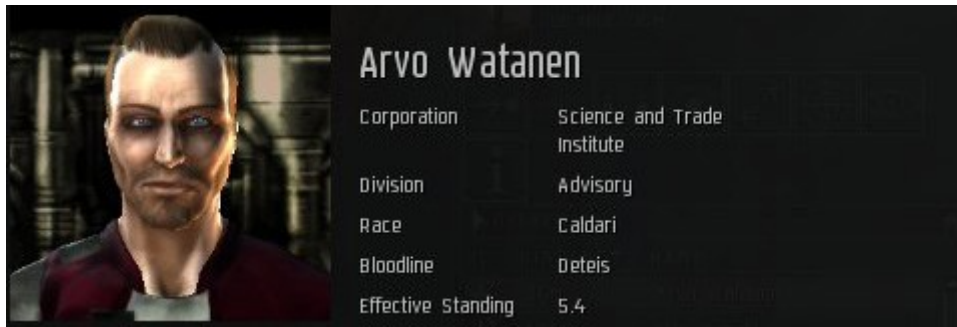
Rewards
 The following rewards and bonuses will be yours if you complete this mission:

-  one unit of Medium 'Lone Ranger' Shield Booster Blueprint (3 run, copy, material level: 15, productivity level: 6).
-  one unit of Hardwiring - Zainou 'Gnome' KYA2000 will be awarded to you as a bonus if you complete the mission within 2 hours and 30 minutes.

Screen of the mission:



Cosmos Missions Level 3 – Mission 6



*Agent: **Arvo Watan** LVL: **III** Q: **0***
*Corporation: **Science and Trade Institute***
*Faction: **Caldari***
*Division: **Advisory***

*Agent Location: **The Forge***
*System: **Otitoh***
*Beacon: **Devils Dig Site***

Requires Caldari Faction Standing 4.00!

The mission consists of 5 parts.
 Drake recommended for the killing.

Faction Standing 0.5638% Gain!

1. Trade mission!

Just buy **500 Frozen Food** (250m3) for the agent and you're done!

ARTIFACT EXCAVATIONS - FOOD FOR THE NEEDY (1 OF 5)

Artifact Excavations - Food For The Needy (1 of 5)

Mission briefing


So good of you to drop by, Iris Lyania. I've been looking for a freelancer to do a few tasks for me, for quite some time. You see, I'm one of the chief supervisors of the STI archaeologist team here in the Devil's Dig Site, and we've encountered a few problems recently that we need help solving.

Your first task is to retrieve a large quantity of frozen food to feed the wretched pilgrims which are camped in the asteroid bunkers near here. The last shipment of food still hasn't arrived, and some of them have become desperate. We'd rather not have a riot on our hands, so I'd like you to retrieve enough food to last them a few more days, until we can figure out why that last shipment didn't make it.

These pilgrims are mostly just poor souls who believe this dig site may contain relics of religious importance. Some are simply tourists who wish to take a look at the site with their own eyes, and our daily tours through the ancient ruins and relic museum have been a valuable fund raising mechanism for us in the past. So a famine crisis here would not only cause a riot, but it would be bad for business as well.



Overview and Objectives

The following objectives must be completed to finish the mission:





Bring Item Objective

Acquire these goods:

	Drop-off Location	Arvo Watanen
	Item	five hundred units of Frozen Food (250.0 m ³)

Rewards

The following rewards and bonuses will be yours if you complete this mission:

-  three hundred thousand credits.
-  one hundred thousand credits will be awarded to you as a bonus if you complete the mission within 3 hours.

2. Courier mission!

Easy run.

ARTIFACT EXCAVATIONS - TOOLS IN SHORT SUPPLY (2 OF 5)

Artifact Excavations - Tools In Short Supply (2 of 5)

Mission briefing

The second task I'm going to assign to you is to retrieve a large shipment of research tools from our friends in Lai Dai, from their station in Otitoh IV - Moon 1 - Lai Dai Corporation Factory. We ordered the tools a few weeks ago and they are finally ready, but our contract with Prompt Delivery recently expired so we've had to look for other non-conventional means to get them here.

If you can get this done within a few hours, I might even throw in a bonus. How does that sound?

This mission expires at 2007.05.22 18:58:04

Overview and Objectives

The following objectives must be completed to finish the mission:



Transport Objective

Transport these goods:

	Pickup Location	Otitoh IV - Moon 1 - Lai Dai Corporation Factory
	Drop-off Location	Watanen's Heron in Otitoh
	Cargo	fifty units of Research Tools (50.0 m ³)

Rewards

The following rewards and bonuses will be yours if you complete this mission:

-  five hundred thousand credits.
-  250000 credits will be awarded to you as a bonus if you complete the mission within 3 hours.

Collateral

Prior to accepting this mission, the following must be provided by you as collateral, to be returned to you upon successful completion of the mission:

-  four hundred thousand credits.

3. Kill Plex mission!

Now it's tricky. **Blemish's day** is dropped by stigma. This nasty NPC can be found on the **planet VI - Moon 2 in Otitoh**.

ARTIFACT EXCAVATIONS - BANDITS BEWARE (3 OF 5)

Artifact Excavations - Bandits Beware (3 of 5)

Mission briefing

We've finally figured out why the food supply convoy hasn't made it here yet. Apparently it was ambushed by a gang of bandits, led by a nefarious minmatar scoundrel, Makele Kordonii. He's part of the Angel Cartel organization, that has very loose influence in Okkelen, and has a gang of Caldari outlaws under his control. He has a hideout near one of the moons of Otitoh VI, from where he launches his attacks on unwary passersby. This latest attack was the last straw, I demand that he is brought to justice once and for all. Ambush him at his hideout, then bring his identification tag to me. You'll be well rewarded for your efforts.

This mission expires at 2007.05.22 19:05:15

Overview and Objectives

The following objectives must be completed to finish the mission:

Bring Item Objective

Acquire these goods:

 Drop-off Location	Arvo Watanen
 Item	one unit of Makele's Tag (0.1 m ³)

Rewards

The following rewards and bonuses will be yours if you complete this mission:

-  350000 credits.
-  two hundred thousand credits will be awarded to you as a bonus if you complete the mission within 3 hours.

Objectives

Find and destroy Makele Kordonii in his hideout near one of the moons of Otitoh VI, then bring proof of your deed to Arvo Watanen.

4. Trade mission!

This time you have to deliver some Bandit Spurs, which we have encounter previously and hopefully you collected them.

ARTIFACT EXCAVATIONS - FINAL BLOW (4 OF 5)

Artifact Excavations - Final Blow (4 of 5)

Mission briefing

Makele's gang are still at it, even after his death. This time a pilgrim convoy was completely obliterated barely 1 AU from our dig site. This is completely unacceptable. I would like you to deliver another blow to the pirate scum that infest our troubled system. Once you have collected enough of their identification tags, then return to me for your reward.

This mission expires at 2007.05.22 19:05:49

Overview and Objectives

The following objectives must be completed to finish the mission:



Bring Item Objective
Acquire these goods:

	Drop-off Location	Arvo Watanen
	Item	25 units of Bandit Spur (2.5 m ³)

Rewards

The following rewards and bonuses will be yours if you complete this mission:

-  three hundred thousand credits.
-  two hundred thousand credits will be awarded to you as a bonus if you complete the mission within 3 hours.

5. Courier mission!

Few jumps and you're done.

ARTIFACT EXCAVATIONS - DELIVER THE SPECIAL REPORT (5 OF 5)

Artifact Excavations - Deliver The Special Report (5 of 5)

Mission briefing

As my final task for you, Iris Lyania, I'd like you to bring this special report to our colleagues in the School of Applied Knowledge, who are co-running this project of ours here in Devil's Dig Site with us in Science and Trade Institute. It details our progress for the past month, including the defeat of Makele and his pirate goons. Because of all the commotion recently, I completely forgot to send our monthly report in the last convoy heading towards Sakkikainen VI - Moon 8 - School of Applied Knowledge. Our relationship with them is already strained, and I'd rather not complicate matters further by being late when it comes to such important matters. I'm already nervous thinking about the next project manager's meeting I have to attend with their employee's.

Get this done for me in time, and I'll reward you generously.

This mission expires at 2007.05.22 19:06:13
This is an important mission, which will have significant impact on your faction standings.

Overview and Objectives

The following objectives must be completed to finish the mission:



Transport Objective

Transport these goods:

Pickup Location	Watanen's Heron in Otitoh
Drop-off Location	Sakkikainen VI - Moon 8 - School of Applied Knowledge
Cargo	one unit of Data Sheets (specific item) (1.0 m ³)

Rewards

The following rewards and bonuses will be yours if you complete this mission:

-  one unit of Medium 'Lone Ranger' Shield Booster Blueprint (3 run, copy, material level: 15, productivity level: 6).
-  five hundred thousand credits will be awarded to you as a bonus if you complete the mission within 3 hours.

Collateral

Prior to accepting this mission, the following must be provided by you as collateral, to be returned to you upon successful completion of the mission:

-  five hundred thousand credits.

Cosmos Missions Level 3 – Mission 7



*Agent: **Eteri Tazaki** LVL: **III** Q: **0***
*Corporation: **Lai Dai Protection Service***
*Faction: **Caldari***
*Division: **Surveillance***

*Agent Location: **The Forge***
*System: **Otitoh***
*Beacon: **Devils Dig Site***

Requires Caldari Faction Standing 4.00!

The mission consists of 3 parts.
 Best to do in a Drake, you have to go trough the low-sec system Ihakana.

Faction Standing 2.8470% Gain!

1. Courier mission!

Quick trip trough low-sec or if you don't want to risk it you can take the longer route trough high-sec.

FOUL PLAY - ORGANIZING THE SEARCH (1 OF 3)

Foul Play - Organizing The Search (1 of 3)

Mission briefing

So you're the cigar smokin' traveler people have been talkin' about in these parts, eh ALCATRAZZ99? I've got just the job for you, a lil risk involved but nothin' someone with your abilities can't handle. You see, there was a terrible, *terrible* crime committed here in Otitoh recently, in the Lai Dai station. A dastardly sexual predator by the name of Ryoke Aura raped a young woman, my wife to be exact, in her quarters while I was away on duty. The no-good sheriff in these parts hasn't been able to track him down yet, and I think he's even given up on the search.

I can't let this pass, my wife deserves better! I want to inform the media about this, maybe if they plaster the bastard's face all across the region someone will notice him and contact the proper authorities. Bring this holoreel to Vouskiaho VI - Moon 2 - Chemal Tech Factory, my friend in the media center there will make sure it's shown on State television at least once in the next week. It depicts the suspect leaving my wife's bedroom in a hurry, with his cloths all ruffled up like he had just put them on.

Overview and Objectives

The following objectives must be completed to finish the mission:

Transport Objective

Transport these goods:

Pickup Location	Tazaki's Buzzard in Otitoh
Drop-off Location	Vouskiaho VI - Moon 2 - Chemal Tech Factory
Cargo	one unit of Holoreels (specific item) (0.5 m ³)

Rewards

The following rewards and bonuses will be yours if you complete this mission:

- four hundred thousand credits.
- two hundred thousand credits will be awarded to you as a bonus if you complete the mission within 2 hours.

Collateral

Prior to accepting this mission, the following must be provided by you as collateral, to be returned to you upon successful completion of the mission:

- 150000 credits.

2. Kill Plex mission!

Zvarin Karsha exists in ***Ihakana (0.4sec!)*** He is located outside the stations. He has a few bodyguards 140km from the station.

FOUL PLAY - RYOKE'S FRIEND (2 OF 3)

Foul Play - Ryoke's Friend (2 of 3)


Mission briefing

It's now time to take the law into our own hands, ALCATRAZZ99. Since the Sheriff is completely incompetent, we have no choice. I've done a little background research on Ryoke, and I've discovered that he has a close relative living near here, in Ihakana. If anyone knows Ryoke's whereabouts, it would be this guy. He's called Zvarin Karsha, and is a small time peddler dealing in foodstuffs and other goods. I heard he and his escort are currently located near the State and Region Bank in Ihakana. Go there and find him, then bring him **alive** to me. You will be well rewarded for your efforts.

This mission expires at 2007.05.17 18:59:04



Overview and Objectives

The following objectives must be completed to finish the mission:





Bring Item Objective

Acquire these goods:

	Drop-off Location	Eteri Tazaki
	Item	one unit of Zvarin Karsha (3.0 m ³)

Rewards

The following rewards and bonuses will be yours if you complete this mission:

-  two hundred thousand credits.
-  one unit of 'Ghost' ECM Burst Blueprint (2 run, copy, material level: 15, productivity level: 6) will be awarded to you as a bonus if you complete the mission within 2 hours.

3. Kill Plex mission!

Ryoke Laika will be found in the first stage at the complex in Otomainen.

FOUL PLAY - FINDING RYOKE (3 OF 3)

Foul Play - Finding Ryoke (3 of 3)

Mission briefing

I've managed to force Zvarin to cough up the location of his nephew, Ryoke. He admitted that Ryoke was actually a Guristas Pirate! I should have known it would turn out this way ... not only is this guy a rapist but he's also a member of the most feared criminal organization in the Forge!

Zvarin also gave me the location of his nephew. It took some 'convincing' on my part, but eventually he gave in. Ryoke is apparently on duty in the Guristas Stronghold in Otomainen. They use the area as their main base of operations in this constellation. Bring me his head, on a plate if possible. Nyahaha!

This mission expires at 2007.05.17 19:16:39
This is an important mission, which will have significant impact on your faction standings.

Overview and Objectives

The following objectives must be completed to finish the mission:



Bring Item Objective

Acquire these goods:

	Drop-off Location	Eteri Tazaki
	Item	one unit of Ryoke Laika (1.0 m ³)

Rewards

The following rewards and bonuses will be yours if you complete this mission:

-  one unit of Prospector Magnetic Scattering Amplifier Blueprint (2 run, copy, material level: 15, productivity level: 6).
-  one unit of Neural Boost - Basic will be awarded to you as a bonus if you complete the mission within 5 hours.

Cosmos Missions Level 3 – Mission 8



*Agent: **Ikimara Hochi** LVL: **III** Q: **0***
*Corporation: **State and Region Bank***
*Faction: **Caldari***
*Division: **Financial***

*Agent Location: **The Forge***
*System: **Sakkikainen***
*Beacon: **Settler's Waystation***

Requires Caldari Faction Standing 4.00!

This mission contain 1 kill part and 2 courier, its important that your hauler can carry more than 12.5k m3, as the item cant be split into several pieces.

Faction Standing 2.4576% Gain!

1. Kill Plex mission!

Collect **10 Jedon's Hekkiren Belongings** which is dropped from the first stage at the complex in Otomainen.

BANKER'S STASH - STOLEN GOODS (1 OF 3)

Banker's Stash - Stolen Goods (1 of 3)

Mission briefing

A few days ago, I was entrusted with guarding the freighters transporting Jedon Hekkiren's belongings to the vault in Vahunomi system. All went well at first, until we were beset by pirates while traveling through Otomainen. Led by a nefarious criminal, Zaphiria Oddin, they managed to overpower my team after a brutal fight. I lost some very good friends that day ...

Fortunately, or should I say unfortunately, I managed to escape with my life, and most of the crates containing Jedon's belongings. If I don't get the rest of the crates back, Jedon will have my head! I fear his wrath even more than the Guristas. But without the rest of my escort team, I don't have any chance of defeating Zaphiria and her henchmen.

She is probably hauled up in the Guristas Outrider Post within Otomainen, near where they ambushed us. The last I heard she was inside the Guard Outpost of the deadspace complex.

Overview and Objectives

The following objectives must be completed to finish the mission:



Bring Item Objective

Acquire these goods:

	Drop-off Location	Ikimara Hochi
	Item	ten units of Jedon Hekkiren's Belongings (500.0 m ³)

Rewards

The following rewards and bonuses will be yours if you complete this mission:

-  one unit of Whiskey Explosion Dampening Amplifier Blueprint (3 run, copy, material level: 15, productivity level: 6).
-  six hundred thousand credits will be awarded to you as a bonus if you complete the mission within 4 hours.

2. Courier mission!

You need to transport **12500m³** in one piece.

BANKER'S STASH - COMPLETE THE TRANSPORTATION (2 OF 3)

Banker's Stash - Complete The Transportation (2 of 3)

Mission briefing

Now that I have gathered all of the stash that was supposed to be transported to Vahunomi, I'd like you to complete the shipment for me. My ship is damaged and I'm in no position to risk another flight through this bandit infested territory. You seem to be fully capable of completing my assignment with minimal risk.

The total shipment is 250 crates. You will need a sizable industrial to complete the mission.

This mission expires at 2007.05.20 02:35:45

Overview and Objectives

The following objectives must be completed to finish the mission:



Transport Objective
Transport these goods:

Pickup Location	Hochi's Badger Mark II in Sakkikainen
Drop-off Location	Vahunomi X - Moon 4 - State and Region Bank Vault
Cargo	250 units of Jedon Hekkiren's Belongings (12500.0 m ³)

Rewards

The following rewards and bonuses will be yours if you complete this mission:

-  450000 credits.
-  450000 credits will be awarded to you as a bonus if you complete the mission within 3 hours.

Collateral

Prior to accepting this mission, the following must be provided by you as collateral, to be returned to you upon successful completion of the mission:

-  two hundred thousand credits.

3. Courier mission!

Transport 1m3 in a shuttle or fast frigate so it doesn't take a long time.

BANKER'S STASH - BURY THE DEAD (3 OF 3)

Banker's Stash - Bury The Dead (3 of 3)

Mission briefing

As a final task for you, Iris Lyania, I'd like you to transport the remains of two brothers who died when my ship was heavily damaged by Zaphiria and her crew. They were down in the lower decks trying to fix our warp core stabilizer when a scourge heavy missile hit the hull, while our shields were down. After I had fled to Sakkikainen I noticed what was left of them strewn around the floor, along with heaploads of debris. I gathered their remains into a container, and I'd like you to transport it to their father in Usi. He's a teacher there, at the State War Academy. I would do it myself, but I have important business elsewhere right after I get this scrapheap of a ship fixed up, and this really can't wait. The Hakkuran brothers were dear friends of mine, and I want them given a proper burial immediately. Thank you, and good luck. Iris Lyania.

This mission expires at 2007.05.20 02:48:11
This is an important mission, which will have significant impact on your faction standings.

Overview and Objectives

The following objectives must be completed to finish the mission:



Transport Objective

Transport these goods:

Pickup Location	Hochi's Badger Mark II in Sakkikainen
Drop-off Location	Usi VI - Moon 23 - State War Academy School
Cargo	one unit of Hakkuran Brother's Remains (1.0 m ³)

Rewards

The following rewards and bonuses will be yours if you complete this mission:


one unit of Medium 'Lone Ranger' Shield Booster Blueprint (3 run, copy, material level: 15, productivity level: 6).


one unit of Hardwiring - Inherent Implants 'Noble' ZET100 will be awarded to you as a bonus if you complete the mission within 4 hours.

Cosmos Missions Level 3 – Mission 9



*Agent: **Kochi Utrainen** LVL: **III** Q: **0***

*Corporation: **Mercantile Club***

*Faction: **Caldari***

*Division: **Advisory***

*Agent Location: **The Forge***

*System: **Otomaineni***

*Beacon: **Foul Creek Ranch***

Requires Caldari Faction Standing 4.00!

2 Easy missions, very quick if you already have 5 Marauder Spurs.

Faction Standing 4.4208 Gain!

1. Kill Deadspace mission!

Easy in a Drake.

THE TEST OF COMPETENCE - UTRAININ'S REPORTS (1 OF 2)

The Test Of Competence - Utrainin's Reports (1 of 2)

Mission briefing

The trial consists of 2 tests. The first test is rather simple. Mercantile Club has set up some practice grounds in Otomainen where our combat pilots train every day. Inside one of these practice grounds you'll find a group of drones, similar to the rogue drones that keep harassing Caldari convoys in the outer constellations. If you manage to destroy all of these drones, you'll find some reports that you must bring back to me. These reports contain nothing of importance, they are just part of the test. Once I have the reports, you will have passed the test.

Just a word of warning though, I've already sent a few pilots on this test and none of them have returned. You might find the wreckage of their ships at the practice grounds, that is unless they fled before the drones managed to destroy them heh heh.

Overview and Objectives

The following objectives must be completed to finish the mission:



Bring Item Objective
Acquire these goods:

Drop-off Location	Utrainin's Merlin in Otomainen
Item	one unit of Utrainin's Reports (0.1 m ³)


Objective
Destroy the drones within the practice grounds and return to your agent with Utrainin's Reports.

Reports::

Location **Otomainen**

Rewards

The following rewards and bonuses will be yours if you complete this mission:

-  five hundred thousand credits.
-  five hundred thousand credits will be awarded to you as a bonus if you complete the mission within 3 hours.

Stage 1:



Stage 2:



2. Trade mission!

The **Marauder Tag's** are dropped in the complex in Otomainen from the Cruisers.

As a reward (**5x Urainen's Employment voucher**), with one of them we are able to do the mission from **Hitami Magy** here in Otomainen.

THE TEST OF COMPETENCE - THE ROAVING BRIGANDS (2 OF 2)

The Test Of Competence - The Roaving Brigands (2 of 2)

Mission briefing

The final test that I need you to complete is a bit more complicated. One of the major pirate organizations in Okkelen are the Kazka Bandits. They are a constant thorn in our side, and the inadequate security forces here don't seem to have the capacity to exterminate them.

To get straight to the point, I would like you to destroy 5 of their lower-grade cruisers. Bring me the spurs from their pilot's boots, that will be proof enough of your deed. Unlike your previous mission, I don't know exactly where you'll find them. I heard that one of their hideouts is located near one of Otomainen XI's moons, but that's all I know. Return to me once you have all 5 marauder spurs.

I know this might seem like a pain in the rear-end, but I can't give you that voucher unless I know that you've got the skills to track down the prey, sometimes that's required in case we don't have a bookmark to the exact location of your targets. If you can get this done then I'm sure you have what it takes to do any of our missions.

This mission expires at 2007.09.21 19:10:23
This is an important mission, which will have significant impact on your faction standings.

Overview and Objectives

The following objectives must be completed to finish the mission:



Bring Item Objective
 Acquire these goods:

	Drop-off Location	Kochi Utrainen
	Item	five units of Marauder Spur (0.5 m ³)

Rewards

The following rewards and bonuses will be yours if you complete this mission:

-  five units of Utrainen's Employment Voucher.
-  one unit of Hardwiring - Zainou 'Deadeye' ZGA100 will be awarded to you as a bonus if you complete the mission within 6 hours.

Cosmos Missions Level 3 – Mission 10



*Agent: **Magy Hitami** LVL: **III** Q: **0***

*Corporation: **Mercantile Club***

*Faction: **Caldari***

*Division: **Financial***

*Agent Location: **The Forge***

*System: **Otomainen***

*Beacon: **Rush Town Ruins***

Requires Caldari Faction Standing 4.00!

Now with the voucher we got in the previously mission we can do this mission.

Faction Standing 6.000 Gain!

1. Trade mission!

And another easy part.

MERCANTILE SETTLERS - CONFIRMATION FOR YOUR GOOD INTENTIONS (1 OF 5)

Mercantile Settlers - Confirmation For Your Good Intentions (1 of 5)

Mission briefing

Who are you? I sent a request to my colleague, Kochi Utrainen, to find some suitable mercenaries for hire to help us out on a few missions. If you are interested, I suggest you seek him out first. I won't deal with anyone who hasn't been approved by Kochi. Now leave me alone, please.

Overview and Objectives

The following objectives must be completed to finish the mission:



Bring Item Objective

Acquire these goods:

	Drop-off Location	Hitami Magye
	Item	one unit of Utrainen's Employment Voucher (1.0 m ³)

Rewards

The following rewards and bonuses will be yours if you complete this mission:

-  one hundred thousand credits.
-  50000 credits will be awarded to you as a bonus if you complete the mission within 2 hours.

2. Kill Plex mission!

Jorek are located in the Complex **Rush Town Ruins** here in Otomainen.

MERCANTILE SETTLERS - JOREK LEPHNY (2 OF 5)

Mercantile Settlers - Jorek Lephny (2 of 5)

Mission briefing

Before you begin I'd like to explain a few things to you, JITA Marktbeobachter. I am Hitami Magye, of the Mercantile Club, which is a prominent corporation within the Caldari State. I came here with a little over 130 other settlers on a project put together by our Chief Operative, Anken Aronainen. Most of the others are miners or engineers, which are here to complete our building project in the area. We are building a small structure which is to serve as the Mercantile Club's headquarters in Otomainen. It is to serve as the meeting place between various State officials of this solarsystem. More you need not know.

The project has just started, but we've run into a few problems already. First of all, it was our intention to use the surrounding asteroid belts as a means to acquire minerals for maintaining our structures, as well as components for building extensions to them once we have imported the necessary equipment and facilities. The problem is this run-down craphole, which was supposed to be abandoned, apparently has some rather stingy inhabitants. One of them is a crazy old miner called 'Jorek Lephny', who refuses any sort of deal with us to share the vast wealth of asteroids near here, which he claims as his own.

His license ran out ages ago, so we decided to ignore him and mine the area anyway. That's when we encountered his equally insane friend, Markus. Markus is ... or was ... part of Mordu's Legion, and was hired by Lephny who has made quite a fortune since he started strip mining the area. Markus is on a contract for Lephny to protect his assets from random pirate assaults, which I take it he has to deal with on occasion. However, I didn't expect him to attack law abiding citizens of the State ... but I was wrong. He destroyed our Badger and all our mining equipment on board, but allowed the miners to escape on the ejected capsule.

This is of course a treasonous act, and should be dealt with appropriately. I requested military aid from my superiors, but for some reason they would rather I use hired freelance mercenaries to do the job. Something about the legal implications ... anyway here is where you come in. Use one of the stargates in Rush Town to get to the asteroid belt where Lephny is currently stationed at. Find Lephny, and bring him to me. I will make sure he is brought to a mental institution where he belongs. I don't expect you to go up against Markus, he's way too powerful. Once Lephny has been take care of, I'm sure Markus will leave.

This mission expires at 2007.09.21 19:17:04

Overview and Objectives

The following objectives must be completed to finish the mission:



Bring Item Objective
Acquire these goods:

	Drop-off Location	Hitami Magye
	Item	one unit of Jorek Lephny (1.0 m ³)

Rewards

The following rewards and bonuses will be yours if you complete this mission:

-  one unit of 'Undertaker' Heavy Missile Launcher.
-  50000 credits will be awarded to you as a bonus if you complete the mission within 45 minutes.

3. Courier mission!

Easy

MERCANTILE SETTLERS - TO THE HEALTH CLINIC (3 OF 5)

Mercantile Settlers - To The Health Clinic (3 of 5)


Mission briefing

Now that we have Lephny, we need to transfer him to the health clinic where we'll keep him until he comes to his senses. My superiors within the Mercantile Club have rented a spot for him at Otsela VI - Moon 13 - Ishukone Corporation Factory. Bring him there for me today will ya, before he drives my men insane with his endless yammering.

This mission expires at 2007.09.21 19:19:00

Overview and Objectives

The following objectives must be completed to finish the mission:



Transport Objective



Transport these goods:

Pickup Location	Magye's Bustard in Otomainen
Drop-off Location	Otsela VI - Moon 13 - Ishukone Corporation Factory (Low Sec Warning!)
Cargo	one unit of Jorek Lephny (1.0 m ³)

(The route generated by current autopilot settings contains low security systems!)

Rewards

The following rewards and bonuses will be yours if you complete this mission:

-  two hundred thousand credits.
-  two hundred thousand credits will be awarded to you as a bonus if you complete the mission within 2 hours.

4. Trade mission!

The **5 Miner II** can be bought on the market.

MERCANTILE SETTLERS - LASER SHORTAGE (4 OF 5) ⌵ ⌵ - ✕

Mercantile Settlers - Laser Shortage (4 of 5)


Mission briefing

Since our Badger was destroyed by Markus a while back, with most of our mining equipment on board, we need to find some new supplies. I have ordered a shipment already, but Prompt Delivery is taking it's sweet time to deliver it here. In the meantime, I'd like you to acquire some Miner II's for me, 5 to be exact. If you get them here in time, I'll let you have one of our Co-Processors in exchange, plus a bonus payment should you be extra fast.



This mission expires at 2007.09.21 19:32:54

Overview and Objectives

The following objectives must be completed to finish the mission:





Bring Item Objective
Acquire these goods:

	Drop-off Location	Hitami Magye
	Item	five units of Miner II (25.0 m ³)

Rewards

The following rewards and bonuses will be yours if you complete this mission:

-  one unit of 'Deuce' Co-Processor I.
-  250000 credits will be awarded to you as a bonus if you complete the mission within 2 hours.

Cosmos Missions Level 3 – Mission 11



*Agent: **Akira Helkelen** LVL: **III** Q: **0***

*Corporation: **Zainou***

*Faction: **Caldari***

*Division: **Archives***

*Agent Location: **The Forge***

*System: **Otomainen***

*Beacon: **Rush Town Ruins***

Requires Caldari Faction Standing 4.00!

A Hauler will be needed in this mission.

Note: For the last mission you get a **Neophite** which the agent Ryoke in Otitoh, needs as a required to start his mission.

Faction Standing 0.7945 Gain!

1. Courier mission!

There you go.

A MAD SCIENTIST'S DREAM - PAYMENT (1 OF 5)
⌵ ⌵ ⌵ ⌵

A Mad Scientist's Dream - Payment (1 of 5)

Mission briefing

Good of you to stop by, JITA Marktbeobachter! And you couldn't have chosen a better time to show up — I've got some things that need to be taken care of, and you seem like the perfect pilot for the job.

It has been my goal for the past two decades to terraform this beautiful planet, Otomainen V, which we locals call Oshuron. Its temperature is extremely hostile to human life at present, but I believe its position in the solar system and its abundant supply of frozen H₂O and CO₂ makes it perfect for terraforming. I've even come to the conclusion that scientists residing in this once prosperous community here, in Rush Town, had plans to start the terraforming themselves, but never got around to it before the exodus.


To start the process, I need to acquire a form of extremely simple microorganism that has the ability to survive the terrible conditions on the icy planet. I've located a number of hot springs far beneath the surface that are ideal for harvesting microorganisms, and I believe they will eventually cause a chain reaction on the planet that will lead to a thickening of the atmosphere and thence to global warming.

Now, I'm sure you're thinking, "Where do I fit into your marvelous scheme?" Well, all I need you to do is bring this stack of sealed containers, filled with old goods I scavenged from the ruins in the area, to an acquaintance of mine at Helkelen's Blackbird in Otomainen. Once that task is complete, I will receive a passcard to a stash of viral agents that have been genetically modified to withstand extreme temperatures, which is exactly what I need to start the terraformation process. But enough of that.

Finish your first task and then I will tell you what to do next. Just don't lose the passcard!!

Overview and Objectives

The following objectives must be completed to finish the mission:



Transport Objective


Transport these goods:

Pickup Location	Helkelen's Blackbird in Otomainen
Drop-off Location	Ishisomo IV - Nugoeihuvi Corporation Development Stud
Cargo	ten units of Large Sealed Cargo Containers (1000.0 m ³)

(The route generated by current autopilot settings contains low security systems!)

Rewards

The following rewards and bonuses will be yours if you complete this mission:

-  one unit of Private Citizen Tsuna's Passcard.
-  five hundred thousand credits will be awarded to you as a bonus if you complete the mission within 12 hours.

2. Kill Plex mission!

The **400 Potent Viral agents** exist in the Complex **Tsuna's Private Compounds** in Otomainen. Remember to bring the key you got in the last part.

A MAD SCIENTIST'S DREAM - SIMPLE MICROORGANISMS (2 OF 5)

A Mad Scientist's Dream - Simple Microorganisms (2 of 5)

Mission briefing

Alright, now that we have the passcard, it's time to get the goods. The viral agents that I need are located in a small secluded area near our moon, guarded by Mordu's ships. The Legionnaires were hired by Tsuna Qayse, an obnoxiously wealthy Caldari State citizen who happens to be a major shareholder in the Nugoeihuvi Corporation. She hired the mercenaries to protect her assets, which include the viral agents you are to retrieve for me. My source within the Mordu's Legion — the same person who provided us with the passcard — tells me Qayse intends to sell the viral agents on the black market. Unfortunately I don't have the kind of money she's asking for, but that's where you come in.

I want you to fly to her compound in Otomainen and retrieve the stash. You might encounter some resistance from Mordu's guards within the complex, but just try avoiding any direct confrontation. The viral agents are located in a secure location within a high-tech science laboratory in the first area of the complex. The passcard will get you through the acceleration gate.


When you find the science labs, destroy them and retrieve the viral agents. They won't be harmed in the explosion, as they are protected by a safety evacuation system, according to my source. Find the ejected container after the labs have been obliterated, and grab them. Bring them back to me immediately, and just ignore the Legionnaires who may attack you as you attempt to destroy the science labs. Sounds simple, doesn't it?

You'll be well rewarded for your efforts.

This mission expires at 2007.09.22 23:08:34

Overview and Objectives

The following objectives must be completed to finish the mission:




Bring Item Objective

Acquire these goods:

	Drop-off Location	Akira Helkelen
	Item	four hundred units of Potent Viral Agent (200.0 m ³)

Rewards

The following rewards and bonuses will be yours if you complete this mission:

-  150000 credits.
-  five hundred units of Metal Scraps will be awarded to you as a bonus if you complete the mission within 3 hours and 20 minutes.

Objectives

Infiltrate Tsuna Qayse's compound in Otomainen and retrieve the potent viral agents, then bring them to Akira Helkelen.

3. Trade mission!

Buy a shuttle and bring it out.

A MAD SCIENTIST'S DREAM - TRANSPORTATION (3 OF 5) ⌵ ⌴ - ×

A Mad Scientist's Dream - Transportation (3 of 5)

Mission briefing


Wonderful! However, now that I have the viral agents, I need a way to transport them down to the planet's surface. I'd like a small ship, one that's easy to fly and can maneuver handily in the harsh atmosphere of the planet. A shuttle will do nicely. I only know how to fly the Caldari one, so you'll have to bring me that specific type.

Don't tarry, my life's work depends on this!

This mission expires at 2007.09.22 23:27:46



Overview and Objectives

The following objectives must be completed to finish the mission:





Bring Item Objective

Acquire these goods:

	Drop-off Location	Akira Helkelen
	Item	one unit of Caldari Shuttle (500.0 m ³)

Rewards

The following rewards and bonuses will be yours if you complete this mission:

-  five hundred thousand credits.
-  five hundred thousand credits will be awarded to you as a bonus if you complete the mission within 2 hours.

4. Kill Plex mission!

The **4 Parts Drill** are behind the gate at the **Rush Town Ruins**. They drop from mining **Lephny's post** there.

A MAD SCIENTIST'S DREAM - THE DRILL (4 OF 5)

A Mad Scientist's Dream - The Drill (4 of 5)

Mission briefing

Alright, now that I have the shuttle, there's just one more thing I need before I can get started. To infest the hot springs with these microorganisms, I will need to get to them through an enormous ice sheet. The only way to do that is to have an extremely powerful drill. And I know just the place to acquire one. Well, actually, four.

Jorek Lephny is an old mining tycoon who has been operating in the asteroid belts and moon orbiting Otomainen V for quite some time. The old coot has a mining outpost equipped with a hoard of high-tech drilling equipment, among other things. These drills should do the trick for me, but I need at least four of them in case of breakage or malfunction, which is quite likely due to the scope of the task at hand. The only problem is this: Lephny is extremely paranoid, and we had a falling out of sorts a few years back when I, er, borrowed some of his minerals to construct my lab equipment. He has also had to deal with many pirate attacks through the years and, as a consequence, recently hired a seasoned mercenary veteran from the Mordu's Legion to protect his assets. This mercenary operates a battleship, and he might pose some problems for you if Lephny refuses to hand over the drilling parts willingly.

You will find Lephny's mining outpost in a small asteroid belt near here. There is an acceleration gate close by, inside Rush Town, which will send you to it. Once there, use any means necessary to get those drilling parts! They are located inside the mining outpost itself. Good luck.

This mission expires at 2007.09.22 23:29:16

Overview and Objectives

The following objectives must be completed to finish the mission:



Bring Item Objective

Acquire these goods:

	Drop-off Location	Akira Helkelen
	Item	four units of Drill Parts (400.0 m ³)

Rewards

The following rewards and bonuses will be yours if you complete this mission:

-  350000 credits.
-  two hundred thousand credits will be awarded to you as a bonus if you complete the mission within 3 hours.

Objectives

Use the acceleration gate to get to Lephny's mining outpost and obtain the drill parts. After you've found them, bring them to Akira Helkelen.

5. Kill Plex mission!

Insignia's Ratei we also get at the **Rush Town Ruins**. There should Ratei Jezzor be flying around in a cruiser.

And now after this part we got the Neophite for Ryoke Aura in Otitoh.

A MAD SCIENTIST'S DREAM - LAST HINDRANCE (5 OF 5)

A Mad Scientist's Dream - Last Hindrance (5 of 5)

Mission briefing

I am now on the verge of starting my project, but there is one last hindrance to be eliminated. There is a suspicious-looking craft hovering by a lone rock formation near here. I've tried hailing it, but I get no response. The ship is registered to Ratei Jezzor, whom I have never seen before in these parts. I'm convinced he is an agent working for Caldari Customs, here to spy on us.

I'd like you to take care of him for me, JITA Marktbeobachter. This task will be the last one I give you, I am sure, before I'm on my way into the great annals of history. Just make certain he doesn't bother me when I make my descent to the planet. My life's work depends upon it!

When you finish this final job, you will have done me a great service that I can probably never repay in full. But I hope you'll like my gift — it's an ultra-rare mineral that I scavenged from one of the ruins here in Rush Town. I have no use for it, but you might.

This mission expires at 2007.09.22 23:31:10
This is an important mission, which will have significant impact on your faction standings.

Overview and Objectives

The following objectives must be completed to finish the mission:



Bring Item Objective

Acquire these goods:

	Drop-off Location	Akira Helkelen
	Item	one unit of Ratei's Insignia (0.1 m ³)

Rewards

The following rewards and bonuses will be yours if you complete this mission:

-  one unit of Neophite.
-  one unit of Social Adaptation Chip - Basic will be awarded to you as a bonus if you complete the mission within 3 hours.

Objectives

Destroy Ratei Jezzor's ship and bring his insignia to Akira Helkelen.

Cosmos Missions Level 3 – Mission 12



*Agent: **Mintu Oshima** LVL: **III** Q: **0***
*Corporation: **Echelon Entertainment***

*Faction: **Caldari***

*Division: **Public Relations***

*Agent Location: **The Forge***

*System: **Otitoh***

*Beacon: **The Diamond Ace Den***

Requires Caldari Faction Standing 4.00!

Now were going to use the **Ancient Treasure Map**, which we got from **Hitami Magy**.

Faction Standing 6.0000% Gain!

1. Trade mission!

Ancient Treasure Map and off you go.

HIDDEN TREASURE - THE TREASURE MAP (1 OF 4)

Hidden Treasure - The Treasure Map (1 of 4)

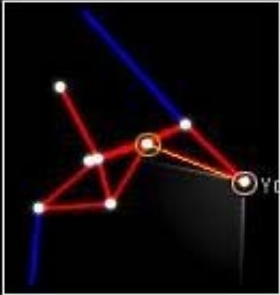
Mission briefing

Now look at what the cat dragged in ... another exhausted traveler looking for something cheerful to break the monotony of his existence. If that's really the case then you came to the right place! We got a casino here that's open all hours every day of the week, except on the major Ottoh holidays. If you're looking for a place to rest and have a pleasant evening, then spend the night in our pleasure hub nearby. If you want entertainment, you came to the right place dude! Echelon E. provides all your entertainment needs with prices unrivalled in the entire galaxy **cough*excluding some Gallente venues*cough**.

If you're looking for fame and fortune however, I might be of some help. I've been searching for a long lost treasure rumored to be hidden somewhere inside Ottoh, by the captain of a Gallente freighter who was ambushed here during the first Caldari-Gallente war. I've come across a number of clues, but have never managed to find that blasted treasure map which is supposed to lead me straight to it. Find me the map, and we can become rich together. What do you say?



Overview and Objectives

The following objectives must be completed to finish the mission:





Bring Item Objective

Acquire these goods:

	Drop-off Location	Mintu Dshima
	Item	one unit of Ancient Treasure Map (0.1 m ³)

Rewards

The following rewards and bonuses will be yours if you complete this mission:

-  one unit of Medium 'Gattotte' Capacitor Booster.
-  150000 credits will be awarded to you as a bonus if you complete the mission within 2 hours.

Objectives

Retrieve an ancient treasure map for Mintu Dshima. Rumor has it that Hitami Magye in Otomainen might know something about such a map ...

2. Courier mission!

Easy

HIDDEN TREASURE - RETRIEVE THE KEYCARD (2 OF 4)

Hidden Treasure - Retrieve The Keycard (2 of 4)

Mission briefing

After taking a quick look at the map you brought back, I'm positive that I need a system scanner to find the exact location that the map specifies. It's very vague, but does specify a relatively small area in space where I should be able to locate a cosmic signature.

I'll tell you what, retrieve my old system scanner at Friggi VII - Moon 12 - Lai Dai Corporation Factory and I'll give you a bookmark to the treasure. I won't accept any of those new fancy-pancy scanners, I wouldn't know how they work anyway. In other words, if you don't get me my scanner then the deal's off, understand?

This mission expires at 2007.09.20 16:03:58

Overview and Objectives

The following objectives must be completed to finish the mission:



Transport Objective
Transport these goods:

Pickup Location	Friggi VII - Moon 12 - Lai Dai Corporation Factory
Drop-off Location	Oshima's Crow in Otitoh
Cargo	one unit of Oshima's System Scanner (800.0 m ³)

Rewards

The following rewards and bonuses will be yours if you complete this mission:

- four hundred thousand credits.
- three hundred thousand credits will be awarded to you as a bonus if you complete the mission within 1 hour and 30 minutes.

Collateral

Prior to accepting this mission, the following must be provided by you as collateral, to be returned to you upon successful completion of the mission:

- 250000 credits.

3. Kill Plex mission!

Kepheur's Keycard we get in the **Complex in Sakkikainen**.

HIDDEN TREASURE - RETRIEVE THE KEYCARD (3 OF 4)

Hidden Treasure - Retrieve The Keycard (3 of 4)

Mission briefing

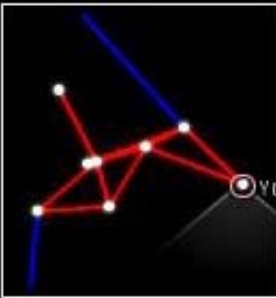
Now that I have the system scanner, there is just one more item that's missing. Upon closer examination I noticed a small paragraph scribbled on the back of the map, where the map-maker claims a keycard is needed to enter the site where he hid the treasure. I had actually discovered this long ago, before I first came to Ottoh, when I spoke to a relative of the deceased Gallente pilot who originally hid the treasure. I tracked this keycard down to a famous Guristas buccaneer, Tao Pai Motow, who often roams the asteroid fields inside the Kazka Headquarter deadspace pocket in Sakkikainen. Needless to say, I barely escaped with my life when I confronted Tao and offered a generous deal for the keycard. Apparently he's fully aware of what the keycard is for, and has been searching for the treasure himself for many years.

I'm afraid we do not have any choice except to hunt this pirate down and nab the keycard from him by force. There isn't a Ark roid's chance in Curse of getting it from that brute without a fight. Once you've found him and acquired the keycard, we can continue our search.



This mission expires at 2007.09.20 16:14:45

Overview and Objectives

The following objectives must be completed to finish the mission:




Bring Item Objective
Acquire these goods:

	Drop-off Location	Mintu Oshima
	Item	one unit of Kepheur's Keycard (0.1 m ³)

Rewards

The following rewards and bonuses will be yours if you complete this mission:


-  one unit of Medium 'Lone Ranger' Shield Booster Blueprint (3 run, copy, material level: 15, productivity level: 6).
-  five hundred thousand credits will be awarded to you as a bonus if you complete the mission within 5 hours.

4. Kill Deadspace mission!

The last part runs over 5 Stages and easy in a drake.

HIDDEN TREASURE - FIND THE GALLENTA FORTUNE (4 OF 4)

Hidden Treasure - Find The Gallente Fortune (4 of 4)



Mission briefing


Now the time has arrived to claim the long lost treasure of Kepheur Buquet! You have his keycard, and I'll give you the coordinates of the deadspace pocket where he hid his treasure. I'm a bit worried that you might run into some trouble getting to it, as the area where I located the cosmic signature is heavily infested with rogue drones. It's officially a 'no-fly' zone according to the Caldari authorities here, and they refuse to offer any kind of assistance in clearing those pesky drones. Many pilots have lost their lives there, so be careful.

Once you have found the treasure, loot it and return immediately to me.

This mission expires at 2007.09.20 16:17:50
This is an important mission, which will have significant impact on your faction standings.

Overview and Objectives

The following objectives must be completed to finish the mission:



Objective



Find the storage container in which Kepheur Buquet hid his treasure, investigate it's contents and then return to your agent:

Location **Otitoh**

You are here

Rewards

The following rewards and bonuses will be yours if you complete this mission:

- 
one unit of 'Noose' Cruise Missile Launcher Blueprint (2 run, copy, material level: 15, productivity level: 6).
- 
one million credits will be awarded to you as a bonus if you complete the mission within 6 hours.

Stage 1:



Stage 2:



Stage 3:



Stage 4:



Stage 5 - The Final:



Cosmos Missions Level 3 – Mission 13



*Agent: **Ryoke Aura** LVL: **III** Q: **0***
*Corporation: **Distribution Expert***
*Faction: **Caldari***
*Division: **Distribution***

*Agent Location: **The Forge***
*System: **Otitoh***
*Beacon: **The Diamond Ace Den***

Requires Caldari Faction Standing 4.00!

Ryoke Aura needs a Neophyte to get our mission, which we got from Akira in a previously mission.

Faction Standing 1.0304% Gain!

1. Trade mission!

1 **Neophite** needs to be given.

WRONGFULLY ACCUSED - PROVE YOUR WORTH (1 OF 4)

Wrongfully Accused – Prove Your Worth (1 of 4)


Mission briefing

I'm kind of in a tight spot at the moment, but I dare not reveal anything to you before I know your true intentions. To prove yourself to me, bring me a piece of the extremely valuable neophite mineral. You'll get it back when I'm done with you, but I really need to hold something so dear to you that you won't dare double cross me after I've told you my plight.

I heard Akira Helkelen had one in stock, you might want to pay him a visit at the Rush Town Ruins if you don't have any neophite yourself.



Overview and Objectives

The following objectives must be completed to finish the mission:





Bring Item Objective

Acquire these goods:

	Drop-off Location	Ryoke Aura
	Item	one unit of Neophite (0.1 m ³)

Rewards

The following rewards and bonuses will be yours if you complete this mission:

-  50000 credits.
-  one unit of Small 'Settler' Shield Booster Blueprint (2 run, copy, material level: 15, productivity level: 6) will be awarded to you as a bonus if you complete the mission within 30 minutes.

2. Kill Plex mission!

Planet VII - Moon 5 in Otitoh, that's where our target is.

WRONGFULLY ACCUSED - WHO SHOT THE SHERIFF (2 OF 4) [Icons]

Wrongfully Accused - Who Shot The Sheriff (2 of 4)

Mission briefing

Now that I have your attention, I'll tell you my story. I am ... or rather was ... a prominent salesman sent to Otitoh on a special assignment from Expert Distribution. I was born and raised in New Caldari, and was not expecting the harsh life of this run down crap-hole of a system. My first few months here were quite difficult to say the least, and I often thought about abandoning my work here and running back to my family in New Caldari.

In my depressed and lonely state I needed a companion, someone to ease the tension of everyday life here. My wife refused to leave our home in New Caldari, so I had no one. And therefore I was completely helpless when I stumbled upon a beautiful young woman who seemed to be caught up in the same situation as I was, neglected and unwanted by those around her.

I found her in a bar in the Lai Dai station in Otitoh. She actually started the conversation we had, being from New Caldari I'm not used to a woman taking the incentive in such matters. And to cut the story short, I woke up the next morning in her bedroom with a huge hangover. It was then that I discovered my terrible mistake, before I had time to fully cloth myself the door to the apartment opened and a short gnarled old man came in. As soon as I saw him, I knew I was in trouble.

This man is Eteri Tazaki, an officer of the Lai Dai Protection Services. He was furious, but fortunately for me not armed at the time. He chased me out of the apartment and called the guards. I managed to escape into a nearby alley and with my heart about to explode I ran as fast as I could to the hangar bay. Since then I have been running ever since. Due to Eteri's position, and the fact every law enforcement officer in this system seems to be corrupt, he has managed to convince the authorities that I raped his wife. I'm now a wanted man, hunted by those that I once trusted with my life. I'm still trying to come to terms with what has happened, but it's hard. I just hope my family doesn't hear about this until I have time to explain everything in person.

What I need from you, JITA Marktbeobachter, is help to escape this constellation. I can't risk trying to make the jump out of here without being adequately prepared, if I'm caught I could end up in prison for the rest of my life. That is something I want to avoid at all costs, especially in these parts where the prisons are probably overcrowded and disease ridden.

Your first task will be a difficult one. The sheriff of Otitoh, Togany, has been snooping around the area looking for me. I think he must have been tipped off by one of the locals, because he's currently scouring the asteroid belts near here, where I usually run at the first sight of law enforcement officers, for any sight of me. You must take him out, destroy his ship or whatever, just prevent him from finding me. I fear that if he's not taken care of soon, I will be caught, and when he catches me he will call in for backup and there will be no stopping them. He's currently located near one of the moons of Otitoh VII. Bring me proof of his demise and you will be rewarded.



This mission expires at 2007.09.22 23:52:27

Overview and Objectives

The following objectives must be completed to finish the mission:




Bring Item Objective
Acquire these goods:

	Drop-off Location	Ryoke Aura
	Item	one unit of Sheriff Togany (1.0 m ³)

Rewards

The following rewards and bonuses will be yours if you complete this mission:

-  250000 credits.
-  one unit of Poacher Photon Scattering Field Blueprint (2 run, copy, material level: 15, productivity level: 6) will be awarded to you as a bonus if you complete the mission within 2 hours.

Objectives

Find sheriff Togany near one of the moons of Otitoh VII, and bring proof of his demise to Ryoke Aura.

3. Trade mission!

Buy a **Prototype Cloaking Device I**.

WRONGFULLY ACCUSED - THE CLOAKING DEVICE (3 OF 4) ✖

Wrongfully Accused - The Cloaking Device (3 of 4)

Mission briefing


Now that you've neutralized the threat of the sheriff catching me, for the time being at least, it's time to prepare my ship for the getaway. I will need a cloaking device to keep myself from being detected by the customs officials and random CONCORD patrols at the stargates, just incase they've been notified about my warrant already. Being cloaked doesn't make my plan full proof, but it will lower the chances of capture considerably.

I have no idea where you will be able to find a cloaking device on the market, otherwise i'd have purchased it myself. Your job is to find supply of it somewhere, and bring it to me. Don't bother accepting this mission unless you are pretty darn sure you can find it on the market, I have no time for mistakes.

This mission expires at 2007.09.23 00:00:33



Overview and Objectives

The following objectives must be completed to finish the mission:





Bring Item Objective

Acquire these goods:

	Drop-off Location	Ryoke Aura
	Item	one unit of Prototype Cloaking Device I (100.0 m ³)

Rewards

The following rewards and bonuses will be yours if you complete this mission:

-  one unit of Posse Invulnerability Field Blueprint (2 run, copy, material level: 15, productivity level: 6).
-  one unit of Cybernetic Subprocessor - Basic will be awarded to you as a bonus if you complete the mission within 3 hours.

4. Kill Plex mission!

The corpse of **Bai** are found at the **gate after Ihakana** 240km before. **Neophite** is now back in our hands! One more agent is still here Goru Nikainen which we move to now.

WRONGFULLY ACCUSED - LAST HINDRANCE (4 OF 4)

Wrongfully Accused - Last Hindrance (4 of 4)

Mission briefing

I'm almost ready to set off to the outer regions, where I'll hide until this blows over or my lawyer manages to get my name cleared. But there's one last hindrance blocking my way. I was inspecting the stargate to Ihakana, from a great distance to avoid detection, when I noticed a few Caldari bandits led by Bai Tarziiki camping nearby. I remember seeing Bai's face in a news bulletin a while back, he's reputed to be a member of the Kazka Bandits, a notorious gang of outlaw mercenaries in these parts who normally work as hitmen. Not only that, but they are also rumored to have close ties with the corrupt security forces in Ottoh, which coincidentally Eteri is a part of.

I'm not sure what Bai is up to, but I have a sinking feeling that he was sent by Eteri to block my exit. He probably knows that the first place I would go to is Ihakana. Outlaws like Bai are experts at sniffing out people in hiding, he no doubt has an anti-cloaking device ready as well as multiple scanners on his ship. I can't afford to take the chance of getting caught by Bai, if they catch me I'll be tortured and killed.

Your task right now is simple. Take out Bai, and bring me proof that he will bother me no more. His corpse will do.

This mission expires at 2007.09.23 00:15:53
This is an important mission, which will have significant impact on your faction standings.

Overview and Objectives

The following objectives must be completed to finish the mission:



Bring Item Objective

Acquire these goods:

	Drop-off Location	Ryoke Aura
	Item	one unit of Bai's Corpse (1.0 m ³)

Rewards

The following rewards and bonuses will be yours if you complete this mission:

-  one unit of Neophite.
-  one unit of Memory Augmentation - Basic will be awarded to you as a bonus if you complete the mission within 2 days and 12 hours.

Cosmos Missions Level 3 – Mission 14



*Agent: **Goru Nikainen** LVL: **III** Q: **0***
*Corporation: **Nugoeihuvi Corporation***

*Faction: **Caldari***

*Division: **Public Relations***

*Agent Location: **The Forge***

*System: **Otomainen***

*Beacon: **Foul Creek Ranch***

Requires Caldari Faction Standing 4.00!

Goru needs the Neophite we just got back.

Faction Standing 1.1247 Gain!

1. Kill Plex mission!

Goru's shuttle is found at **Otitoh Planet VII - Moon 19**.

GAMBLER'S DEBT - THE STOLEN SHUTTLE (1 OF 3)

Gambler's Debt - The Stolen Shuttle (1 of 3)

Mission briefing

I used to be a respectable Caldari State citizen, with an unfortunate habit of finding myself in the nearest casino whenever I am on vacation. It so happens that a few weeks ago, when I was spending the night in the Diamond Ace Den, I got caught up in a bet with someone I shouldn't have. I was drunk at the time and not thinking straight, but excuses aside I lost the bet and didn't have the cash available to pay for it. So you see I'm kind of in a ... erm ... tight spot at the moment.

I've been hiding here ever since the incident in the Den. Nobody ever comes to these old ruins, so I'm pretty sure I'll survive. But I'm terribly bored, this feels like a prison to me. So you must help me clear my name, it's the only way I'll be able to leave this place with my head intact.


The man who won the bet against me is Jakon, an infamous Amarrian scumbag of the Blood Raider cult. He lives in Otitoh along with his Kazka Bandit friends. I wouldn't approach him if I were you, rumor has it that he can kill a man simply by looking at him. I don't know if it's true or not, but just stay clear of him will you.

Anyway, my first problem is that I lost my shuttle when I made my hasty escape from the Diamond Ace Den after I lost the bet. I had parked it outside but it was surrounded by Kazka goons, so I had to find another means of escape. The shuttle has some valuables on board, just some family photos and personal information, nothing a pirate would care for. Not to mention I received it as a birthday present from my father, and I definitely wouldn't want him to find out about my current situation.

Your first task is to retrieve this shuttle for me. Bring it here and I'll reward you well. You'll find it near one of the moons orbiting Otitoh VII, which is pretty close to the Diamond Ace Den. I tried going back after it myself just after I escaped, but I fled when I saw all the Kazka ships guarding it. I forget which moon it was, you'll have to find it yourself, can't be too hard though. Also, expect a number of cruisers as well as warp scramblers guarding it. You'll probably need friends to help you out clearing the guards, as well as an industrial to transport the shuttle to me. Jakon probably expects me to show up sooner or later looking for my shuttle, so he'll keep it there until he finds me.



Overview and Objectives

The following objectives must be completed to finish the mission:





Bring Item Objective

Acquire these goods:

	Drop-off Location	Goru Nikainen
	Item	one unit of Goru's Shuttle (500.0 m ³)

Rewards

The following rewards and bonuses will be yours if you complete this mission:

-  one unit of 'Deuce' Co-Processor 1 Blueprint (2 run, copy, material level: 15, productivity level: 6).
-  one unit of Whiskey Explosion Dampening Amplifier Blueprint (2 run, copy, material level: 15, productivity level: 6) will be awarded to you as a bonus if you complete the mission within 6 hours.

2. Courier mission!

Courier again, take a shuttle or fast frig, the goods can be bough on the market.

GAMBLER'S DEBT - DOPAMINE NEEDED (2 OF 3)

Gambler's Debt - Dopamine Needed (2 of 3)

Mission briefing

To ease my suffering, I require my entertainment systems. I left them on Sakkikainen VI - Moon 1 - Nugoeihuvi Corporation Publisher before I set off to the Diamond Ace Den, and I'm sure Jakon has some friends of his snooping about the area incase I try to get back to my apartment there. You'll have to be extra careful not to be spotted, I wouldn't want them following you back here, that would be the end of me for sure.

This mission expires at 2007.09.21 18:18:26

Overview and Objectives

The following objectives must be completed to finish the mission:



Transport Objective

Transport these goods:

	Pickup Location	Sakkikainen VI - Moon 1 - Nugoeihuvi Corporation Pub
	Drop-off Location	Nikainen's Moa in Otomainen
	Cargo	five units of Consumer Electronics (10.0 m ³)

(The route generated by current autopilot settings contains low security systems!)

Rewards

The following rewards and bonuses will be yours if you complete this mission:

-  three hundred thousand credits.
-  five hundred thousand credits will be awarded to you as a bonus if you complete the mission within 1 hour.

Collateral

Prior to accepting this mission, the following must be provided by you as collateral, to be returned to you upon successful completion of the mission:

-  ten thousand credits.

3. Trade mission!

Now we hand over the Neophite and get a sweet item back the Improved "Guise" Cloaking Device II. (Note 100m3 Item)

GAMBLER'S DEBT - REPAY THE DEBT (3 OF 3)

Gambler's Debt - Repay The Debt (3 of 3)

Mission briefing

There's just one final task I need you to complete. And that is to help me acquire the one item that will help me clear my name. I'm looking for a piece of neophite mineral, which is an extremely valuable mineral found in very remote areas of the galaxy. I am certain that Jakon will forget my bet in exchange for this priceless item. I've heard that you can find it somewhere in Okkelen, but I can't be too sure. If you stumble upon it in your travels, then let me know. Don't bother accepting this mission if you don't have it or know how to acquire it, because I have no idea where to find this item.

This mission expires at 2007.09.21 18:52:51
This is an important mission, which will have significant impact on your faction standings.

Overview and Objectives

The following objectives must be completed to finish the mission:




Bring Item Objective

Acquire these goods:

	Drop-off Location	Goru Nikainen
	Item	one unit of Neophite (0.1 m ³)

Rewards

The following rewards and bonuses will be yours if you complete this mission:

-  one unit of Improved 'Guise' Cloaking Device II.
-  one unit of Cybernetic Subprocessor - Basic will be awarded to you as a bonus if you complete the mission within 2 hours.

Cosmos Missions Level 3 – Mission 15



Agent: **Tamoko Raytio** *LVL:* **III** *Q:* **0**

Corporation: **Lai Dai Corporation**

Faction: **Caldari**

Division: **Production**

Agent Location: **The Forge**

System: **Otomainen**

Beacon: **Red Rock Outpost**

Requires Caldari Faction Standing 4.00!

Use a Drake to do the missions.

Faction Standing 6.000 Gain!

1. Courier mission!

WAGON CHRIST - SCANNING THE HEAVENS (1 OF 3)

Wagon Christ - Scanning The Heavens (1 of 3)

Missionsbesprechung

Hallo Michelear, ich bin Tamoko Raytio und bei mir hier in der BUSTARD befindet sich meine ganze Familie. Wie haben unsere Heimat auf Airkio VII Mond 3, die Lai Dai Corporation Factory verlassen, in der Absicht, irgendwo in der wilden Grenzregion zu siedeln und sind am Ende hier in Otomainen gelandet. Ursprünglich sind wir mit 2 Schiffen gestartet, einer BADGER, die unsere Nachschubgüter transportierte und dieser BUSTARD, die uns beförderte. Die BADGER wurde von einem guten Freund geflogen, Tari Ykonan, der während eines feigen Piratenangriffs in der Nähe der Rush Town Ruinen in diesem Sonnensystem ums Leben kam - möge er in Frieden ruhen. Der Angriff hat unser Schiff beschädigt und uns an diesem verlassenem Ort stranden lassen.

Jetzt müssen wir dringend unseren Nachschub auffüllen, um den Rest der Reise zu überleben. Wir haben immer noch vor, uns hier anzusiedeln - es ist zu spät, jetzt noch umzukehren. In den Laderäumen der BUSTARD befinden sich Lebensmittel, die uns mindestens ein paar Monate lang reichen werden, das ist also kein Problem.

Das erste Modul, das ich brauche, ist ein Systemscanner. Sie werden einen, den ich bereits gekauft habe, auf Sakkikainen VI - Moon 8 - School of Applied Knowledge finden, bringen Sie ihn so schnell wie möglich hierher.


Übersicht und Ziele

Die folgenden Ziele müssen erreicht werden, um die Mission zu erfüllen:



Transportziel


Transportieren Sie diese Waren:

Abholort	 Sakkikainen VI - Moon 8 - School of Applied Knowledge
Zustellort	Raytio's Badger Mark II in Otomainen
Fracht	 1 System Scanner I (spezieller Gegenstand) (5.0 m ³)

(Die durch die derzeitigen Autopilot-Einstellungen generierte Route enthält Systeme mit niedriger Sicherheitseinstufung!)

Belohnungen

Die folgenden Belohnungen und Boni gehören Ihnen, wenn Sie diese Mission abschließen:

-  200000 Credits.
-  Sie erhalten einen Bonus von 100000 Credits, wenn Sie die Mission innerhalb 1 Stunde abschließen.

2. Kill Plex mission!

The **Family Raytio Supplies** are found at the NPC in the **asteroid belt 8-1**

WAGON CHRIST - LOST SUPPLIES (2 OF 3)

Wagon Christ - Lost Supplies (2 of 3)

Missionsbesprechung


Now I'd like you to retrieve the supply crates which were stolen from us by the bandit vermin. They should be located somewhere near Rush Town Ruins, where we were ambushed. Possibly in one of the asteroid belts near the planet, we passed a large group of them there when traveling to Rush Town. You'll know you found them when you see a Mordu's ship accompanied by a bunch of Caldari bandits. The pilot flying the Mordu's ship is a renegade and has no affiliation anymore to the Legion, so you need feel no remorse in destroying him.

I do hope they still have our supply crates. If they do, retrieve them for me from the charred remains of their ships. Leave no survivors, I want them all dead. You hear me? **DEAD!**

Mission läuft aus: 2007.05.16 02:53:47

Übersicht und Ziele


Die folgenden Ziele müssen erreicht werden, um die Mission zu erfüllen:



Lieferauftrag


Erwerben Sie diese Waren:


Zustellort: Tamoko Raytio



Gegenstand: 30 Raytio Family Supplies (300.0 m³)

Belohnungen

Die folgenden Belohnungen und Boni gehören Ihnen, wenn Sie diese Mission abschließen:



1 Desert Heat Heat Dissipation Field Blueprint (2 Produktionsläufe, Kopie, Materialstufe: 15, Produktivitätsstufe: 6).



Sie erhalten einen Bonus von 500000 Credits, wenn Sie die Mission innerhalb 6 Stunden abschließen.

3. Kill Deadspace mission!

4 Stages of Sansha's ships and we are done.

WAGON CHRIST - INTO THE DARKNESS (3 OF 3)

Wagon Christ - Into The Darkness (3 of 3)

Missionsbesprechung

Now that we have salvaged all the supplies we need for the time being, it's time to find the promised land. You see, we didn't come to Otomainen by pure chance, there is a reason for us choosing this system as our new home. A few years ago, we heard of a great Monolith, one of the famous Black Monoliths which are a very rare sight indeed in our galaxy. My wife actually stumbled upon it in a news report on the KLC network.


When we decided to leave on our adventure, we were convinced that this monolith would be the key to our fortune. Not only is it a beautiful sight, it also holds an enormous commercial value. Imagine how much people, especially the Amarrian religious fanatics who view the Monoliths as some kind of symbol of their faith, would pay for viewing the object. We'll change this run-down system into a major hub of tourist activity!

But there's one catch to our plan. The Black Monolith is located inside a deadspace pocket, which happens to be inhabited by the Sansha envoy to the Guristas forces in Okkelen. He has a sizable entourage with him as well. Eliminate this hindrance and we will be eternally grateful, Michelear.

Mission läuft aus: 2007.05.16 04:00:00
Dies ist eine wichtige Mission, die einen erheblichen Einfluss auf Ihr Fraktionsansehen haben wird.

Übersicht und Ziele



Die folgenden Ziele müssen erreicht werden, um die Mission zu erfüllen:



Ziel
Reinigen Sie das Gebiet von Sansha Schiffen, inklusive ihres Boten, melden Sie sich dann wieder bei Tamoko Raytio.

Ort **Otomainen**

Belohnungen
Die folgenden Belohnungen und Boni gehören Ihnen, wenn Sie diese Mission abschließen:

-  1 Hardwiring - Zainou 'Deadeye' ZGA1000.
-  Sie erhalten einen Bonus von 1 Prototype 'Poncho' Cloaking Device I Blueprint (2 Produktionsläufe, Kopie, Materialstufe: 15, Produktivitätsstufe: 6), wenn Sie die Mission innerhalb 3 Stunden abschließen.

Stage 1:



Stage 2:



Cosmos Missions Level 4 – Mission 1



*Agent: **Ratan Saturi** LVL: **IV** Q: **0***

*Corporation: **Prompt Delivery***

*Faction: **Caldari***

*Division: **Distribution***

*Agent Location: **The Forge***

*System: **Sakkikainen***

*Beacon: **Settler's Waystation***

Requires Caldari Faction Standing 6.00!

The Kill part can be very hard as you get stage agro, and a faction tanked raven is recommended.

We need our Indy here and Loki's DNA.

Faction Standing 8.4000% Gain!

1. Kill Deadspace mission!

It is over 4 stages with some spawns. We need for the 1st Gate a **Desperado spur** as a key in our Cargo!

(Tip: This is from Desperado BS in Kazka Plex in Otomainen.)

Important because a lot of BS Gunslinger are here, we should Loot as many of the **Gunslinger's spurs**, as possible as we need 25 for **Varma Fujimo** in Otitho later on!

CATTLE THIEVES - BRIGANDS AT LARGE (1 OF 3)

Cattle Thieves - Brigands At Large (1 of 3)

Mission briefing

It so happens that the School of Applied Knowledge ordered a very large shipment of cattle to their station here in Sakkikainen. I was given the job after losing a bet with one of my co-workers — as you might expect, Okkelen is one of the least popular constellations within the State for delivery people like me. It's simply swarming with pirates and other scum.

Needless to say, once I arrived through the stargate, I was immediately beset by pirates camping the other side of the gate. I hit my microwarpdrive and almost made it, but they managed to warp scramble me at the last moment. And of course my darned escort team fled like a bunch of pansies at the first sight of combat! So I had no choice but to eject my cargo. It was either that or death, and I'll be damned before I commit suicide in the name of those corporate pigs!

Anyway, you now know my dilemma, and my question is simple: Will you help me get my cattle back!? I'm in no position to do it myself, obviously, and I'd rather not return home empty-handed. You certainly look like someone who has some combat experience... so if you're up to it, then I'll give you directions to the bandit outpost where I believe they are keeping my cattle.

Overview and Objectives

The following objectives must be completed to finish the mission:



Bring Item Objective
Acquire these goods:

	Drop-off Location	Saturi's Bustard in Sakkikainen
	Item	240 units of Cattle (240.0 m ³)

Objective
Destroy the Kazka Bandit ships and retrieve the stolen cattle, then return to Ratan Saturi in the Settler's Waystation:
Location **Sakkikainen**

Rewards

The following rewards and bonuses will be yours if you complete this mission:

-  eight million credits.
-  one unit of High Noon Heat Dissipation Amplifier Blueprint (3 run, copy, material level: 20, productivity level: 8) will be awarded to you as a bonus if you complete the mission within 3 hours.

Stage 1:



Stage 2:



Stage 3:



Stage 4:



2. Courier mission!

The **2600 cows** need moving.

CATTLE THIEVES - MAKING ENDS MEET (2 OF 3) ✖ ○ - ✕

Cattle Thieves - Making Ends Meet (2 of 3)

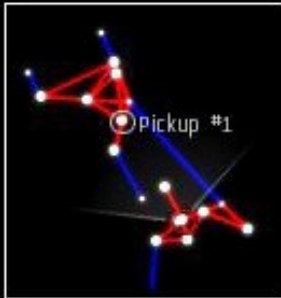
Mission briefing

Unfortunately, the cattle you retrieved from the pirates in your last mission are insufficient. In fact, I don't think the School of Applied Knowledge will even bother accepting such a low quantity of them; I need 2600 more units to complete the shipment. I'd like you to help me make ends meet: I've contacted my colleagues at Kiainti IX - Moon 8 - Prompt Delivery Storage, and they have the cattle I need. If you could pick up those cattle and deliver them to Sakkikainen VI - Moon 8 - School of Applied Knowledge, I would be extremely grateful.




This mission expires at 2007.07.24 18:32:06

Overview and Objectives

The following objectives must be completed to finish the mission:





Transport Objective
Transport these goods:

	Pickup Location	Kiainti IX - Moon 8 - Prompt Delivery Storage
	Drop-off Location	Sakkikainen VI - Moon 8 - School of Applied Knowledg
	Cargo	2600 units of Cattle (2600.0 m ³)

Rewards

The following rewards and bonuses will be yours if you complete this mission:

-  one unit of 'Barrage' Siege Missile Launcher Blueprint (3 run, copy, material level: 20, productivity level: 8).
-  two million credits will be awarded to you as a bonus if you complete the mission within 3 hours.

3. Kill Plex mission!

The **Loki DNA**, we get this in the **Complex in Otomainen** from the Prison Stage.

CATTLE THIEVES - REVENGE IS SWEET (3 OF 3)

Cattle Thieves - Revenge Is Sweet (3 of 3)

Mission briefing

Damn that Loki Machado. He headed up the bandit gang that stole my cattle and delayed me by many days. I'll probably get demoted for this! I will have my revenge.

I heard he wasn't at the bandit site where you found some of the cattle, so he must still be at large. I know a guy, Midoki Urigamu, who is surprisingly knowledgeable about the Guristas pirates. He told me that Loki works as a prison guard in the Guristas Outrider Post in Otomainen. So you might find him in the Prison Facility, as long as he's on duty and not raiding defenseless convoys...

I'll give you everything I have in exchange for proof that he's dead.

This mission expires at 2007.07.24 20:17:42
This is an important mission, which will have significant impact on your faction standings.

Overview and Objectives

The following objectives must be completed to finish the mission:



Bring Item Objective
Acquire these goods:

	Drop-off Location	Ratan Saturi
	Item	one unit of Loki's DNA (0.1 m ³)

Rewards

The following rewards and bonuses will be yours if you complete this mission:

-  one unit of Hardwiring - Eifyr and Co 'Gunslinger' CX-1.
-  one unit of Heavy 'Brave' Capacitor Booster Blueprint (3 run, copy, material level: 20, productivity level: 8) will be awarded to you as a bonus if you complete the mission within 6 hours.

Cosmos Missions Level 4 – Mission 2



*Agent: **Varma Fujimo** LVL: **IV** Q: **0***

*Corporation: **Lai Dai Corporation***

*Faction: **Caldari***

*Division: **Public Relations***

*Agent Location: **The Forge***

*System: **Otitoh***

*Beacon: **Devils Dig Site***

Requires Caldari Faction Standing 6.00!

You need a hauler with 4000m3 for one of the parts.
The rest should be deliveries of the Spurs we collected in earlier missions.

This will give a very good boost to RnD – Laidai if you're into that.

Faction Standing 8.3219% Gain!

1. Trade mission!

Now we need **60 Bandit's Spurs**, you get these from the Complex in Airmia if you don't have them all by now.

STATION IN CRISIS - CALDARI TROUBLEMAKERS (1 OF 3)

Station In Crisis - Caldari Troublemakers (1 of 3)

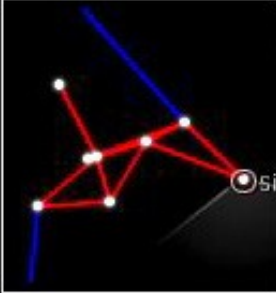
Missionsbesprechung

I'm so glad to see you Michelear. I had almost given up hope on finding a skilled mercenary to do some dangerous work for Lai Dai Corporation. I've looked everywhere in this run-down system but you're the first ray of hope that I've encountered so far.

We have a serious problem on our hands at the State And Region Bank in thakana. A gang of hooligans has been terrorizing passersby in the area, allegedly causing damage to our property and pestering our customers. We haven't been able to pin anything major on them yet, but our patience has worn out. I will pay you a large sum of credits if you take care of these pests yourself, before they do any serious harm.


Übersicht und Ziele

Die folgenden Ziele müssen erreicht werden, um die Mission zu erfüllen:




Lieferauftrag

Erwerben Sie diese Waren:





Zustellort: Varma Fujimo



Gegenstand: 60 Bandit Spur (6.0 m³)

Belohnungen

Die folgenden Belohnungen und Boni gehören Ihnen, wenn Sie diese Mission abschließen:

- 
2000000 Credits.
- 
Sie erhalten einen Bonus von 1500000 Credits, wenn Sie die Mission innerhalb 5 Stunden abschließen.

2. Courier mission!

Ihakana (0.4sec!). A scout is very needed as pirates know what people do here.

STATION IN CRISIS - MILITIA EQUIPMENT (2 OF 3)

Station In Crisis - Militia Equipment (2 of 3)

Missionsbesprechung


Wegen der unsicheren Lage hier in Ihakana haben wir geplant, eine lokale Miliz ins Leben zu rufen, die sich an der Verteidigung unserer Station beteiligen soll. CONCORD und der Staat haben die gesamte Konstellation kaum im Griff und Ishakana ist da keine Ausnahme. Wir können es uns nicht leisten, sie um einen Gefallen zu bitten und müssen die Dinge selbst in die Hand nehmen.

brWeil die Finanzierung unseres Projektes hier ziemlich knapp bemessen ist, müssen wir uns mit preiswerten Handwaffen begnügen, wie zum Beispiel Pistolen. Mir wurde eine Lieferung davon nach Vouskiaho IV - Moon 1 - Ytiri Storage zugesagt; wenn Sie so gut wären, diese zur S.R.B. Station in diesem System zu transportieren, wäre ich Ihnen sehr dankbar.

Mission läuft aus: 2007.05.17 00:22:42

Übersicht und Ziele

Die folgenden Ziele müssen erreicht werden, um die Mission zu erfüllen:



Aufnehmen #1
Zustellen #1
Sie sind hier

Transportziel

Transportieren Sie diese Waren:

	Abholort	Vouskiaho IV - Moon 1 - Ytiri Storage
	Zustellort	Ihakana VI - State and Region Bank Investment Bank <i>Raumsektor mit niedriger Sicherheitseinstufung!</i>
	Fracht	2000 Pistols (4000.0 m³)

(Die durch die derzeitigen Autopilot-Einstellungen generierte Route enthält Systeme mit niedriger Sicherheitseinstufung!)

Belohnungen

Die folgenden Belohnungen und Boni gehören Ihnen, wenn Sie diese Mission abschließen:

- 800000 Credits.
- Sie erhalten einen Bonus von 350000 Credits, wenn Sie die Mission vor 2007.05.10 03:22 abschließen.

Sicherheit

Vor der Annahme dieser Mission muss folgende Sicherheit erbracht werden, die bei erfolgreichem Abschluss zurückgegeben

3. Trade mission!

25 Gunslinger Spurs are needed here, it may take some time to get them all, but you should have some from previously missions. If not then you will have to go farm them in Ihakana or Otomainen.

STATION IN CRISIS - HOOLIGAN GANG LEADERS (3 OF 3)

Station In Crisis - Hooligan Gang Leaders (3 of 3)

Missionsbesprechung


Unfortunately your previous assignment for me was not a complete success. I was wrong about the bandits abandoning their plans of causing havoc near the State and Region bank in Ihakana when they start to get a taste of their own medicine. Despite a number of their ships having been destroyed, I've noticed a surge in their activity near the station. They are mainly comprised of the natives of Ihakana who are poor and jobless, and angry at the State for the lack of interest this system receives from the government. For some reason they believe attacking the State and Region Bank will help their cause ... foolish if you ask me.

But when their leaders fall, we believe they will become discouraged and this temporary surge of unrest will dissipate. Bring me evidence of their demise and you shall be rewarded.

Mission läuft aus: 2007.05.17 03:16:36
Dies ist eine wichtige Mission, die einen erheblichen Einfluss auf Ihr Fraktionsansehen haben wird.


Übersicht und Ziele

Die folgenden Ziele müssen erreicht werden, um die Mission zu erfüllen:




Lieferauftrag

Erwerben Sie diese Waren:




Zustellort Varma Fujimo




Gegenstand 25 Gunslinger Spur (2.5 m³)

Belohnungen

Die folgenden Belohnungen und Boni gehören Ihnen, wenn Sie diese Mission abschließen:



1 Ocular Filter - Standard.



Sie erhalten einen Bonus von 1 Large 'Sheriff' Shield Extender Blueprint (2 Produktionsläufe, Kopie, Materialstufe: 20, Produktivitätsstufe: 8), wenn Sie die Mission innerhalb 3 Stunden abschließen.

Cosmos Missions Level 4 – Mission 3



*Agent: **Hotaru Ahti** LVL: **IV** Q: **0***
*Corporation: **Deep Core Mining Inc.***
*Faction: **Caldari***
*Division: **Mining***

*Agent Location: **The Forge***
*System: **Otomainen***
*Beacon: **Red Rock Outpost***

Requires Caldari Faction Standing 6.00!

A Good CNR or Faction Fitted Raven is needed here or 2 battleships. And we also need a hauler.

Faction Standing 6.0179 Gain!

1. Kill Plex mission!

Gatti's DNA found in **Otomainen XIII - Asteroid Belt 1**.

HOTARU'S DILEMMA - TRESPASSER (1 OF 4)

Hotaru's Dilemma - Trespasser (1 of 4)


Mission briefing

Those bastards, the Zhara have gone over the line this time. First they offered to buy me out, then when I refused they sent in some of their goons to 'convince' me to change my mind. When that failed Gatti himself flew in on his blasted battleship and drove me out with force. And to top it all, the corrupt security forces won't do anything! That asteroid belt is **mine**, I tell you, **MINE!**

If you want to help me out, then you gotta prove yourself by killing Gatti. You'll find him camping the Otomainen XIII asteroid belt. He's a wealthy land-owner who has close ties with the Kazka Bandits. The Zhara family are very powerful in these parts, so I doubt killing Gatti will be enough to end this matter, but it's a start. Once you've finished the job, bring me evidence of his demise and I'll give you your reward.



Overview and Objectives

The following objectives must be completed to finish the mission:





Bring Item Objective

Acquire these goods:

	Drop-off Location	Hotaru Ahti
	Item	one unit of Gatti's DNA (0.1 m ³)

Rewards

The following rewards and bonuses will be yours if you complete this mission:

-  fifteen hundred thousand credits.
-  five hundred thousand credits will be awarded to you as a bonus if you complete the mission within 1 hour.

2. Courier mission!

Time to move stuff again.

HOTARU'S DILEMMA - EMPTY THE LOAD (2 OF 4)

Hotaru's Dilemma - Empty The Load (2 of 4)

Mission briefing

Now what I need you to do is deliver a batch of veldspar ore to Ahti's Osprey in Otomainen. I was supposed to drop off the batch there for one of my clients, but Gatti's attack 'complicated' matters. I dare not leave my current location, if an agent of the Zhara family or Kazka Bandits spots me, I'm done for.

I managed to smuggle the ore out of the asteroid belt during my escape, so as long as you can bring an industrial over here then you're all set to go.

This mission expires at 2007.09.21 17:57:05

Overview and Objectives

The following objectives must be completed to finish the mission:



Transport Objective

Transport these goods:

Pickup Location	Ahti's Osprey in Otomainen
Drop-off Location	Ishisomo IX - Moon 9 - Chief Executive Panel Bureau
Cargo	ten thousand units of Veldspar (1000.0 m ³)

(The route generated by current autopilot settings contains low security systems!)

Rewards

The following rewards and bonuses will be yours if you complete this mission:

-  eight hundred thousand credits.
-  two hundred thousand credits will be awarded to you as a bonus if you complete the mission within 2 hours.

3. Kill Plex mission!

Now we need the **DNA of Pata Wakiro** which we find in the **Kazka blockade** here in Otomainen.

HOTARU'S DILEMMA - BREAK THE BLOCKADE (3 OF 4)

Hotaru's Dilemma - Break The Blockade (3 of 4)

Mission briefing

I just received a transmission from my family on Otomainen XI, apparently the Kazka Bandits have erected a blockade at key areas around the planet to prevent anyone associated with me to leave or enter in one piece. Of course the local authorities haven't lifted a finger yet to stop these pirates from going along with their business, since XI is so sparsely populated and the Kazka Bandits have close ties to some of the corrupt officials here.

Since the planet is not technically habitable, my family has to live inside an enclosed bio dome, and we are totally dependant on supply convoys to survive. We have a little agriculture going on down there inside the dome, but not enough to feed the entire population. I'm afraid that if the Kazka become desperate, they might cut off our food supply and force the mayor to order my family to leave. That would surely be their death sentence.

The blockade is comprised of Kazka thugs, lead by one of their leaders, Pata Wakori. Kill their leader, and I'm sure you'll kill the blockade.

You'll find this contingent of the Kazka located near the main entry point to Otomainen XI. Take care of them quickly will you, time is of the essence here.

This mission expires at 2007.09.21 18:05:34

Overview and Objectives

The following objectives must be completed to finish the mission:



Bring Item Objective
Acquire these goods:

	Drop-off Location	Hotaru Ahti
	Item	one unit of Pata Wakiro's DNA (0.1 m ³)

Rewards

The following rewards and bonuses will be yours if you complete this mission:

-  one unit of Ocular Filter - Standard.
-  one unit of Large 'Sheriff' Shield Extender Blueprint (2 run, copy, material level: 20, productivity level: 8) will be awarded to you as a bonus if you complete the mission within 2 hours.

4. Courier mission!

Now a final transport and were done, keep in mind that you will have to go into low-sec.

HOTARU'S DILEMMA - MOA PARTS (4 OF 4)

Hotaru's Dilemma - Moa Parts (4 of 4)

Mission briefing

Now for your final task, I need you to collect the parts for my new Moa cruiser. Once it has been assembled, I'll be ready to take on the remnants of those goons the Zhara sent to wreck havoc in my asteroid belt. With Gatti assassinated, I have no fear of those pirates anymore.


You'll find the crates containing the parts in Otela V - Moon 1 - Expert Housing Foundry, where I bought them off an old junk collector. I need them transferred to my workshop here in the Red Rock Outpost immediately.

You've been of enormous assistance so far, JITA Marktbeobachter, so you fully deserve the generous reward I have in store for you when this job is done.

This mission expires at 2007.09.21 18:10:38
This is an important mission, which will have significant impact on your faction standings.

Overview and Objectives




The following objectives must be completed to finish the mission:



Pickup #1

Transport Objective



Transport these goods:

 Pickup Location	Otela V - Moon 1 - Expert Housing Foundry
 Drop-off Location	Ahti's Osprey in Otomainen
 Cargo	21 units of Moa Parts (630.0 m ³)

(The route generated by current autopilot settings contains low security systems!)


Rewards

The following rewards and bonuses will be yours if you complete this mission:

-  one unit of 425mm 'Popper' Railgun Blueprint (5 run, copy, material level: 20, productivity level: 8).
-  one unit of X-Large 'Locomotive' Shield Booster Blueprint (3 run, copy, material level: 20, productivity level: 8) will be awarded to you as a bonus if you complete the mission within 6 hours.

Collateral

Prior to accepting this mission, the following must be provided by you as collateral, to be returned to you upon successful completion of the mission:

-  five hundred thousand credits.

Cosmos Missions Level 4 – Mission 4



*Agent: **Zabon Michi** LVL: **IV** Q: **0***
*Corporation: **Mine Drill Corporation***
*Faction: **Caldari***
*Division: **Mining***

*Agent Location: **The Forge***
*System: **Otomainen***
*Beacon: **Rush Town Ruins***

Requires Caldari Faction Standing 6.00!

Zabon Michi is probably the hardest of all COSMOS missions, but there is a good reason for that as this mission will yield you +1 billion isk.

Faction Standing 2.6283% Gain!

1. Kill Plex mission!

We need the **Manchura Michi's logs**. This we find in Stage 2 at the ***Complex here in Otomainen!***

LOST LOVE - MANCHURA THE PIRATE (1 OF 3)

Lost Love - Manchura The Pirate (1 of 3)


Mission briefing

So ... tired. Michi has been holed up here for longer than he can remember ... and he won't leave until his broken heart has been mended ... his lost love **must** be returned! Old Michi won't rest until he has found the truth! Been digging up these old ruins for years, but her body is nowhere in sight. Dead she is, Old Michi thought. Dead after those blasted Guristas scoundrels attacked the remnants of this once prosperous community. Dead after the metal walls of these beastly stations caved in from the assault.

But then Old Michi stumbles upon an old pirate he remembers from his younger years. A devilish man, who had a fancy for Old Michi's lost love he did. This troublesome pirate scoffed at Old Michi he did, and claimed his lost love was still alive! But reveal her location he did not. Old Michi will pay handsomely for that information. Bring it to Old Michi and you'll make him a happy man!



Overview and Objectives

The following objectives must be completed to finish the mission:





Bring Item Objective

Acquire these goods:

	Drop-off Location	Zabonn Michi
	Item	one unit of Manchura's Logs (0.1 m ³)

Rewards

The following rewards and bonuses will be yours if you complete this mission:

-  two million credits.
-  636000 credits will be awarded to you as a bonus if you complete the mission within 2 hours and 24 minutes.

Extra Info

Reports indicate that Manchura was last sighted in the Otomainen system.

2. Kill Deadspace mission!

The **Wei Todaki** is needed in this mission.

I did it with a CNR and a Nighthawk, this is very hard so be careful.

Wei Todaki's Cruiser has a fairly tough tank, but with 2 ships firing on him, he will go down very fast.

LOST LOVE - WEI TODAKI (2 OF 3)

Lost Love - Wei Todaki (2 of 3)

Mission briefing

Now that Old Michi has the location of his lost love, Michelear needs to find her! ... Wei was the light of Michi's life, back when he had a reason to live ... she was the cornerstone of his existence ... lost so long ago. But now he has a chance of regaining that precious lost love, and reclaiming what was lost to him so long ago ... the logs you retrieved indicate that she is being held prisoner at a Guristas base in an asteroid belt in this very system ... you must find her, and bring her back to Old Michi. Do this quickly, the end draws near for poor Michi ...

This mission expires at 2008.03.23 00:04:12


Overview and Objectives

The following objectives must be completed to finish the mission:



Bring Item Objective

Acquire these goods:

	Drop-off Location	Michi's Heron in Otomainen
	Item	one unit of Wei Todaki (1.0 m ³)

Objective

Destroy Wei Todaki's ship and capture her, then bring her back to Michi for their reunion.

 Location **Otomainen**

Rewards

The following rewards and bonuses will be yours if you complete this mission:

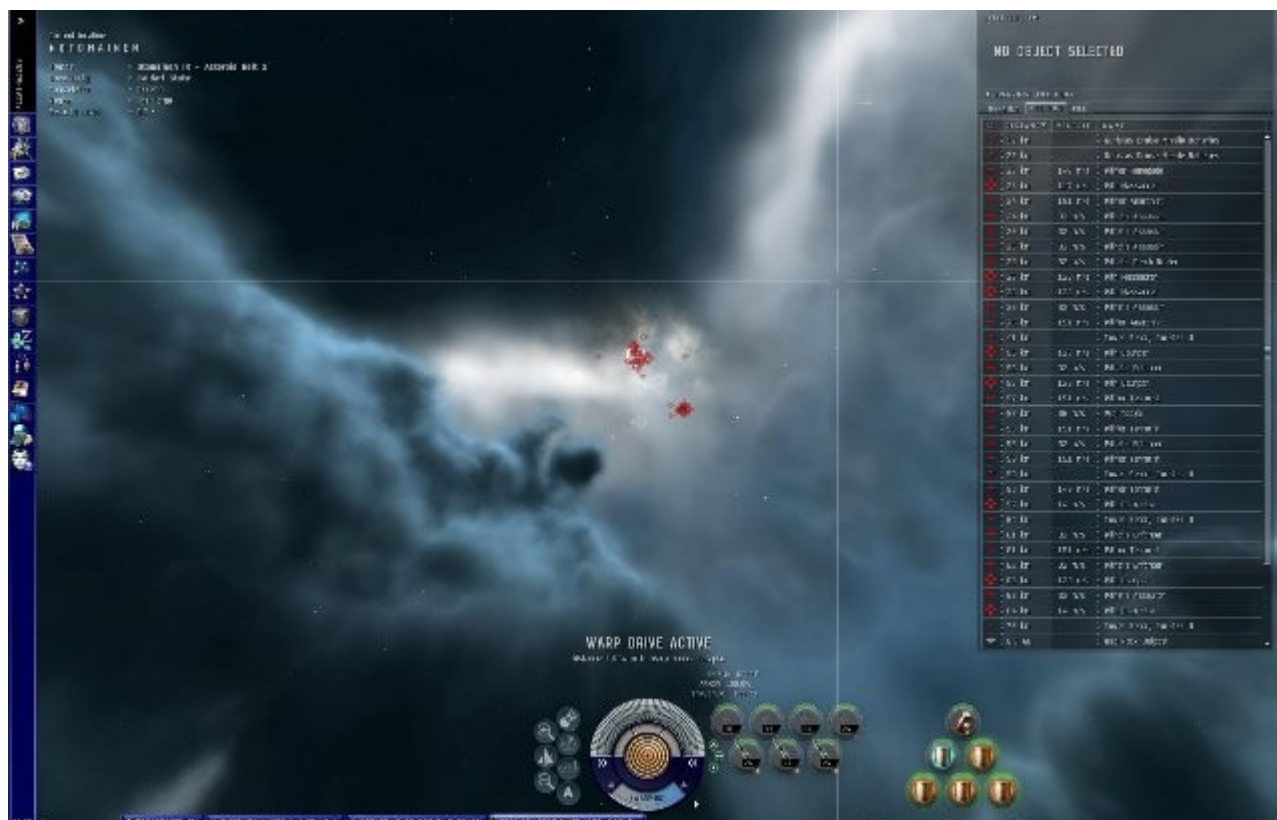
-  three million credits.
-  fifteen hundred thousand credits will be awarded to you as a bonus if you complete the mission within 6 hours.

Stage 3:



Stage 4:





**! WARNING! Always have an alignment so you can get out fast, a lot of damage is done here, and you will most likely not be able to tank the full stage agro, warp in and out to kill rats as you can. Even with a CNR and a Nighthawk this mission was very hard.
Good Luck**

3. Courier mission!

Now its time to harvest the **GOLD!!**

LOST LOVE - BRAIN WASHED (3 OF 3) | o | - | x

Lost Love - Brain Washed (3 of 3)

Mission briefing

Now that Michi and Wei have been reunited at long last, Michi has some worries ... Wei seems to have been brain washed by the Guristas scoundrels, she even thinks Michi is crazy! Wei needs to come to her senses, and Michi has lost all hope of convincing her himself. Therefore Old Michi has one final task for Michelear ... bring Wei to an old acquaintance of Michi ... this acquaintance runs a health clinic on Josameto IX - Moon 3 - Caldari Funds Unlimited Investment Bank. Bring Wei there and she will be taken care of, until her health problems have been dealt with ... do this for Michi and you shall be generously rewarded.

This mission expires at 2008.03.23 03:29:52
This is an important mission, which will have significant impact on your faction standings.

Overview and Objectives

The following objectives must be completed to finish the mission:



Transport Objective

Transport these goods:

	Pickup Location	Michi's Heron in Otomainen
	Drop-off Location	Josameto IX - Moon 3 - Caldari Funds Unlimited Invest Bank
	Cargo	one unit of Wei Todaki (1.0 m ³)

(The route generated by current autopilot settings contains low security systems!)

Rewards

The following rewards and bonuses will be yours if you complete this mission:

-  one unit of Michi's Excavation Augmentor.
-  one unit of Improved 'Guise' Cloaking Device II will be awarded to you as a bonus if you complete the mission within 3 hours.

Collateral

Prior to accepting this mission, the following must be provided by you as collateral, to be returned to you upon successful completion of the mission:

-  five hundred thousand credits.

Cosmos Missions Caldari Navy Blueprints

Caldari Navy Hookbill



*Agent: **Kaiko Maina** LVL: IV Q: 20*

*Corporation: **Caldari Navy***

*Faction: **Caldari***

*Division: **Command***

*Agent Location: **COSMOS Caldari***

*System: **Otitoh***

*Beacon: **at the gate after Friggi***

Requires 8.20 Caldari faction standing with no skill!

The agent wants **30 Guristas Silver Tags**.

And you get a nice Hookbill 2 Run BPC.

Faction Standing 0.6307% Gain!

1. Trade

IMPROVING RELATIONS

Improving Relations


Mission briefing

So you've come at last, Michelear. I have been expecting you. I assume you're here to acquire your new ship blueprint. If so you're in luck, I still have a few Caldari Navy Hookbill Blueprint copies in stock.

This is an important mission, which will have significant impact on your faction standings.



Overview and Objectives

The following objectives must be completed to finish the mission:





Bring Item Objective

Acquire these goods:

	Drop-off Location	Kaiko Maina
	Item	thirty units of Guristas Silver Tag (3.0 m ³)

Rewards

The following rewards and bonuses will be yours if you complete this mission:

-  one unit of Caldari Navy Hookbill Blueprint (2 run, copy, material level: 20, productivity level: 8).
-  63000 credits will be awarded to you as a bonus if you complete the mission within 10 minutes.

Caracal Navy Issue



*Agent: **Emma Tharkin LVL: IV Q: 20***
*Corporation: **Caldari Navy***
*Faction: **Caldari***
*Division: **Command***

*Agent Location: **COSMOS Caldari***
*System: **Otitoh***
*Beacon: **at the gate after Friggi***

Requires 9.40 Caldari faction standing with no skill!

Agent wants **30 gold Guristas Tags**.
 You get a Caracal Navy Issue 2 Runs BPC.

Faction Standing 1.0613% Gain!

1. **Trade**

IMPROVING RELATIONS

Improving Relations

Mission briefing

We have a policy here within the Caldari State that our more prominent members fly a suitable ship according to their status, both to give them an edge during combat and to uphold our image, especially within our borders. We have recently decided to extend this benefit to mercenaries or freelancers employed by us that have shown admirable bravery and skill in the field, or earned the right through countless hours of dedicated service to our corporations.

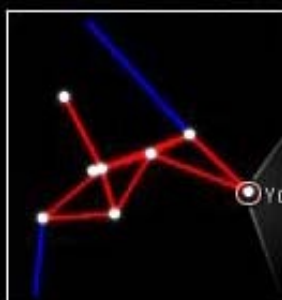
As you undoubtedly already know I have been assigned the task of allocating these ships to their deserved owners. After looking at your record, we decided that you, Michelear, are worthy of such an honor. There is just one catch, since you aren't an official member we need something in exchange for this gift. Cough up thirty units of Guristas Gold Tag and the Caracal Navy Issue Blueprint is yours.

Dismissed

This is an important mission, which will have significant impact on your faction standings.

Overview and Objectives

The following objectives must be completed to finish the mission:



Bring Item Objective

Acquire these goods:



Drop-off
Location

Emma Tharkin

Item

thirty units of Guristas Gold Tag (3.0 m³)

Rewards

The following rewards and bonuses will be yours if you complete this mission:



one unit of Caracal Navy Issue Blueprint (2 run, copy, material level: 20, productivity level: 8).



32000 credits will be awarded to you as a bonus if you complete the mission within 10 minutes.

Raven Navy Issue



*Agent: **Zoun Makui** LVL: **IV** Q: **20***

*Corporation: **Caldari Navy***

*Faction: **Caldari***

*Division: **Command***

*Agent Location: **COSMOS Caldari***

*System: **Otitoh***

*Bacon: **at the gate after Friggi***

Requires 9.90 Caldari faction standing with no skill!

Agent wants **30 Guristas Diamond put.**

A Navy Issue Raven 2 Run BPC is given.

YaY.

Special Non-Caldari Cosmos Missions

Mission 1



Agent: Akemon Tolan LVL: IV Q: 20

Corporation: Imperial Navy

Faction: AMARR

Division: Personnel

Agent Location: The Forge

System: Otomainen

Beacon: The Guristas Plex in Otomainen in Prison Stage!

Requires Amarr Faction Standing 7.00!

He sits at the jail in the stage of the Prison Complexes in Otomainen.
You need to have 500m3 available as you will need to pick up a shuttle.
Get a good Tanked Raven or CNR etc.

Faction Standing 7.1551% Gain!

1. Kill Plex mission!

We aim to provide **Jakon's Head**. This Spawns in **Otitoh VII - Moon 19**. If you don't see him, then its possibly because someone else already killed him, best to try after DT.

ESCAPE FROM THE LION'S DEN - MISSION IMPOSSIBLE (1 OF 3)

Escape From The Lion's Den - Mission Impossible (1 of 3)

Mission briefing

Unbelievable. I never expected to get out of this hell-hole in one piece. I've been stuck here for the last few days, tortured day and night by Guristas scoundrels trying to find information I don't have! It's been a total nightmare so far ...

However freeing me isn't as easy as it sounds. And I won't tell you how, until you prove to me that you're telling the truth. For all I know, you could be a Guristas agent in disguise, looking for security breaches.

To prove your worth, bring me Jakon's head. Jakon Tooka is the Blood Raider criminal I was sent here to capture over a year ago. Banished from the Blood Raider territories and with me on his tail, he had no choice but to flee.

After many months of searching for him, I finally discovered his scent here in Okkelen. I tracked him down to Otitoh, but that's as far as I got. A Guristas fleet ambushed us, killing everyone save myself. Since then they have kept me here in this run-down prison facility, attempting to scrounge out any valuable information that I have.

Once I have proof that Jakon is slain, I can return home with pride. I would rather spend my last hours in this stinking cell than fly back to the Emperor with my tail behind my legs. I will await your return anxiously, Michelear.

Overview and Objectives

The following objectives must be completed to finish the mission:



Bring Item Objective

Acquire these goods:

!	Drop-off Location	Akemon Tolan
	Item	one unit of Jakon's Head (0.1 m ³)

Rewards

The following rewards and bonuses will be yours if you complete this mission:


one unit of X-Large 'Locomotive' Shield Booster Blueprint (3 run, copy, material level: 20, productivity level: 8).


645000 credits will be awarded to you as a bonus if you complete the mission within 2 hours and 34 minutes.

Warning

Jakon Tooka rarely shows his face in Okkelen. Accepting this mission is unadvisable if you are not certain of completing it.

2. Kill Plex mission!

Myrkai's Data Chip is in the **Prison Stage** from the Officer's Quarters.

ESCAPE FROM THE LION'S DEN - KEY TO SURVIVAL (2 OF 3) ⊙ - ×

Escape From The Lion's Den - Key To Survival (2 of 3)

Mission briefing

The reason I haven't asked you to release me from this habitation module yet is simple, if I leave the prison structure I die. The Guristas commander, Myrkai, had a micro-sized explosive device implanted into my brain. It activates as soon as I leave the area, or if someone tampers with it. They didn't say how powerful the explosion would be, but probably enough to destroy any ship I am in along with myself.

Upon checking the data logs here in the prison after you opened my cell, I discovered a device which acts as a remote control for the bomb inside my skull, apparently it's the only thing that can deactivate it. But I can't access this device, it requires a data chip that only Myrkai has access to. I'm convinced Myrkai has it stored in the officer's quarters near the prison, where he resides. If you could just find it for me, I'd be eternally grateful.

You'll find the officer's quarters nearby, but I warn you, it's equipped with a very high tech EM forcefield. It might take you a while to destroy it, and as soon as the guards at the lookout posts notice you firing on the structure they will attack.

This mission expires at 2008.03.23 06:03:44

Overview and Objectives

The following objectives must be completed to finish the mission:



Bring Item Objective

Acquire these goods:

	Drop-off Location	Akemon Tolan
	Item	one unit of Myrkai's Data Chip (0.1 m ³)

Rewards

The following rewards and bonuses will be yours if you complete this mission:

-  one unit of 'Smokescreen' Covert Ops Cloaking Device II.
-  five hundred thousand credits will be awarded to you as a bonus if you complete the mission within 3 hours.

3. Kill Plex mission!

A Guristas Shuttle is found in **Otomainen - Contested Guristas Outrider Post**

ESCAPE FROM THE LION'S DEN - THE GETAWAY (3 OF 3) ⊞ - ✕

Escape From The Lion's Den - The Getaway (3 of 3)

Mission briefing

Now that I've disabled the explosive device preventing me from leaving this place, it's time to make my getaway. I managed to forge some documents, using the prison's central computer, that should allow me to escape the Guristas installation unharmed, but they require that I fly a Guristas Shuttle. The documents say I am being moved to another installation in Okkelen, this should allow me to leave unharmed. Although I'm no expert on Caldari ships, I've had some basic training that should be adequate to fly those shuttles.


I know you're probably eager to bring me along in your own ship, Michelear, but I'd rather not risk your life needlessly, nor my own. This plan of mine is pretty much fool proof, as long as you can get the shuttle here in time. I don't know how you managed to get in here before, but I'm sure you can do it again.

You'll find a Guristas shuttle in their supply depot within this complex, to get past the acceleration gate you'll need a Guristas Crystal Tag. Once you've brought it here I'll reward you generously.

This mission expires at 2008.03.23 06:04:59
This is an important mission, which will have significant impact on your faction standings.



Overview and Objectives

The following objectives must be completed to finish the mission:




Bring Item Objective

Acquire these goods:

	Drop-off Location	Akemon Tolan
	Item	one unit of Guristas Shuttle (500.0 m ³)

Rewards

The following rewards and bonuses will be yours if you complete this mission:

-  one unit of Akemon's Modified 'Noble' ZET5000.
-  two units of 425mm 'Popper' Railgun will be awarded to you as a bonus if you complete the mission within 8 hours and 20 minutes.

